


| <div><div></div><div>CIN : L51900GJ1980PLC065554<br/>Registered Office : Survey No.364 / 366,<br/>At &amp; PO : Rania, Taluka : Savli, Dist : Vadodara - 391 780.<br/>Email : investors@shaily.com Website : www.shaily.com</div></div> |                                                                                                      |                              |                               |                                                                       |                                                  |
|-------------------------------------------------------------------------------------------------------------------------------------------------------------------------------------------------------------------------------------------------------------------------------------------------------------------------|------------------------------------------------------------------------------------------------------|------------------------------|-------------------------------|-----------------------------------------------------------------------|--------------------------------------------------|
| Statement of Unaudited Standalone Financial Results for the Quarter and Half Year ended 30th September, 2023                                                                                                                                                                                                            |                                                                                                      |                              |                               |                                                                       |                                                  |
| (Rs. in Lakhs)                                                                                                                                                                                                                                                                                                          |                                                                                                      |                              |                               |                                                                       |                                                  |
| Sr No                                                                                                                                                                                                                                                                                                                   | Particulars                                                                                          | 3 months ended<br>30/09/2023 | Half year ended<br>30/09/2023 | Corresponding<br>3 months ended<br>30/09/2022<br>in the previous year | Year ended<br>31/03/2023<br>in the previous year |
|                                                                                                                                                                                                                                                                                                                         |                                                                                                      | (Unaudited)                  | (Unaudited)                   | (Unaudited)                                                           | (Audited)                                        |
| 1                                                                                                                                                                                                                                                                                                                       | Total Income from Operations                                                                         | 15,872.12                    | 31,234.33                     | 16,088.14                                                             | 60,421.26                                        |
| 2                                                                                                                                                                                                                                                                                                                       | Net Profit / (Loss) for the period (before Tax, Exceptional and Extraordinary items)                 | 1,317.11                     | 2,481.71                      | 1,330.16                                                              | 4,005.17                                         |
| 3                                                                                                                                                                                                                                                                                                                       | Net Profit / (Loss) for the period before tax (after Exceptional and Extraordinary items)            | 1,317.11                     | 2,481.71                      | 1,330.16                                                              | 4,005.17                                         |
| 4                                                                                                                                                                                                                                                                                                                       | Net Profit / (Loss) for the period after tax (after Exceptional and Extraordinary items)             | 985.41                       | 1,852.35                      | 943.07                                                                | 2,999.41                                         |
| 5                                                                                                                                                                                                                                                                                                                       | Total other Comprehensive Income for the period after tax                                            | (90.73)                      | (124.69)                      | (19.62)                                                               | (135.07)                                         |
| 6                                                                                                                                                                                                                                                                                                                       | Equity Share Capital                                                                                 | 917.35                       | 917.35                        | 917.35                                                                | 917.35                                           |
| 7                                                                                                                                                                                                                                                                                                                       | Reserves excluding Revaluation Reserves as per Audited Balance Sheet of the previous accounting year |                              |                               |                                                                       | 38,646.03                                        |
| 8                                                                                                                                                                                                                                                                                                                       | Earnings Per Share (of Rs. 10/- each) (for continuing and discontinued operations)                   | (As on 30-Sep-2023)          | (As on 30-Sep-2023)           | (As on 30-Sep-2022)                                                   | (As on 31-Mar-2023)                              |
|                                                                                                                                                                                                                                                                                                                         | Basic                                                                                                | 10.74                        | 20.19                         | 10.28                                                                 | 32.70                                            |
|                                                                                                                                                                                                                                                                                                                         | Diluted                                                                                              | 10.74                        | 20.19                         | 10.28                                                                 | 32.70                                            |

| Statement of Unaudited Consolidated Financial Results for the Quarter and Half Year ended 30th September, 2023 |                                                                                                      |                           |                            |                                                              |                                            |
|----------------------------------------------------------------------------------------------------------------|------------------------------------------------------------------------------------------------------|---------------------------|----------------------------|--------------------------------------------------------------|--------------------------------------------|
| (Rs. in Lakhs)                                                                                                 |                                                                                                      |                           |                            |                                                              |                                            |
| Sr No                                                                                                          | Particulars                                                                                          | 3 months ended 30/09/2023 | Half year ended 30/09/2023 | Corresponding 3 months ended 30/09/2022 in the previous year | Year ended 31/03/2023 in the previous year |
|                                                                                                                |                                                                                                      | (Unaudited)               | (Unaudited)                | (Unaudited)                                                  | (Audited)                                  |
| 1                                                                                                              | Total Income from Operations                                                                         | 16,054.00                 | 31,871.57                  | 16,212.02                                                    | 61,157.02                                  |
| 2                                                                                                              | Net Profit / (Loss) for the period (before Tax, Exceptional and Extraordinary items)                 | 1,414.24                  | 2,972.31                   | 1,403.99                                                     | 4,520.74                                   |
| 3                                                                                                              | Net Profit / (Loss) for the period before tax (after Exceptional and Extraordinary items)            | 1,414.24                  | 2,972.31                   | 1,403.99                                                     | 4,520.74                                   |
| 4                                                                                                              | Net Profit / (Loss) for the period after tax (after Exceptional and Extraordinary items)             | 1,082.54                  | 2,342.95                   | 1,007.73                                                     | 3,514.98                                   |
| 5                                                                                                              | Total other Comprehensive Income for the period after tax                                            | (138.15)                  | (144.73)                   | (88.05)                                                      | (74.81)                                    |
| 6                                                                                                              | Equity Share Capital                                                                                 | 917.35                    | 917.35                     | 917.35                                                       | 917.35                                     |
| 7                                                                                                              | Reserves excluding Revaluation Reserves as per Audited Balance Sheet of the previous accounting year |                           |                            |                                                              | 39,222.48                                  |
| 8                                                                                                              | Earnings Per Share (of Rs. 10/- each) (for continuing and discontinued operations)                   | (As on 30-Sep-2023)       | (As on 30-Sep-2023)        | (As on 30-Sep-2022)                                          | (As on 31-Mar 2023)                        |
|                                                                                                                | Basic                                                                                                | 11.80                     | 25.54                      | 10.99                                                        | 38.32                                      |
|                                                                                                                | Diluted                                                                                              | 11.80                     | 25.54                      | 10.99                                                        | 38.32                                      |

Notes :

1

The above financial results have been reviewed by the Audit Committee and approved by the Board of Directors of the Company in their respective meetings held on November 07, 2023.

2

The above Unaudited Financial Results of the Company have been prepared in accordance with the Indian Accounting Standards (IND AS) prescribed under section 133 of the Companies Act, 2013 (the "Act") read with relevant rules issued thereunder, other accounting principles generally accepted in India and guidelines issued by the Securities and Exchange Board of India (SEBI).

3

In accordance with 'Ind AS 108 - Operating Segments', the Company operates in one business segment i.e. 'Manufacturing of customised components of plastic and other materials'.

4

The above is an extract of the detailed format of Financial Results filed with the Stock Exchange under Regulation 33 of the SEBI (Listing Obligations and Disclosure Requirements) Regulations, 2015. The full format of the Quarterly Financial Results are available on the Company website i.e. [www.shaily.com](http://www.shaily.com) and the Stock Exchange website i.e. [www.bseindia.com](http://www.bseindia.com) & [www.nseindia.com](http://www.nseindia.com).

For and on behalf of the Board of Directors

For Shaily Engineering Plastics Limited

Mahendra Sanghvi


Executive Chairman

DIN : 00084162

Place : Vadodara

Date : 07th November 2023



| <div><div></div><div>CIN : L51900GJ1980PLC065554<br/>Registered Office : Survey No.364 / 366,<br/>At &amp; PO : Rania, Taluka : Savli, Dist : Vadodara - 391 780.<br/>Email : investors@shaily.com Website : www.shaily.com</div></div> |                                                                                                      |                              |                               |                                                                       |                                                  |
|-------------------------------------------------------------------------------------------------------------------------------------------------------------------------------------------------------------------------------------------------------------------------------------------------------------------------|------------------------------------------------------------------------------------------------------|------------------------------|-------------------------------|-----------------------------------------------------------------------|--------------------------------------------------|
| Statement of Unaudited Standalone Financial Results for the Quarter and Half Year ended 30th September, 2023                                                                                                                                                                                                            |                                                                                                      |                              |                               |                                                                       |                                                  |
| (Rs. in Lakhs)                                                                                                                                                                                                                                                                                                          |                                                                                                      |                              |                               |                                                                       |                                                  |
| Sr No                                                                                                                                                                                                                                                                                                                   | Particulars                                                                                          | 3 months ended<br>30/09/2023 | Half year ended<br>30/09/2023 | Corresponding<br>3 months ended<br>30/09/2022<br>in the previous year | Year ended<br>31/03/2023<br>in the previous year |
|                                                                                                                                                                                                                                                                                                                         |                                                                                                      | (Unaudited)                  | (Unaudited)                   | (Unaudited)                                                           | (Audited)                                        |
| 1                                                                                                                                                                                                                                                                                                                       | Total Income from Operations                                                                         | 15,872.12                    | 31,234.33                     | 16,088.14                                                             | 60,421.26                                        |
| 2                                                                                                                                                                                                                                                                                                                       | Net Profit / (Loss) for the period (before Tax, Exceptional and Extraordinary items)                 | 1,317.11                     | 2,481.71                      | 1,330.16                                                              | 4,005.17                                         |
| 3                                                                                                                                                                                                                                                                                                                       | Net Profit / (Loss) for the period before tax (after Exceptional and Extraordinary items)            | 1,317.11                     | 2,481.71                      | 1,330.16                                                              | 4,005.17                                         |
| 4                                                                                                                                                                                                                                                                                                                       | Net Profit / (Loss) for the period after tax (after Exceptional and Extraordinary items)             | 985.41                       | 1,852.35                      | 943.07                                                                | 2,999.41                                         |
| 5                                                                                                                                                                                                                                                                                                                       | Total other Comprehensive Income for the period after tax                                            | (90.73)                      | (124.69)                      | (19.62)                                                               | (135.07)                                         |
| 6                                                                                                                                                                                                                                                                                                                       | Equity Share Capital                                                                                 | 917.35                       | 917.35                        | 917.35                                                                | 917.35                                           |
| 7                                                                                                                                                                                                                                                                                                                       | Reserves excluding Revaluation Reserves as per Audited Balance Sheet of the previous accounting year |                              |                               |                                                                       | 38,646.03                                        |
| 8                                                                                                                                                                                                                                                                                                                       | Earnings Per Share (of Rs. 10/- each) (for continuing and discontinued operations)                   | (As on 30-Sep-2023)          | (As on 30-Sep-2023)           | (As on 30-Sep-2022)                                                   | (As on 31-Mar-2023)                              |
|                                                                                                                                                                                                                                                                                                                         | Basic                                                                                                | 10.74                        | 20.19                         | 10.28                                                                 | 32.70                                            |
|                                                                                                                                                                                                                                                                                                                         | Diluted                                                                                              | 10.74                        | 20.19                         | 10.28                                                                 | 32.70                                            |

| Statement of Unaudited Consolidated Financial Results for the Quarter and Half Year ended 30th September, 2023 |                                                                                                      |                              |                               |                                                                       |                                                  |
|----------------------------------------------------------------------------------------------------------------|------------------------------------------------------------------------------------------------------|------------------------------|-------------------------------|-----------------------------------------------------------------------|--------------------------------------------------|
| (Rs. in Lakhs)                                                                                                 |                                                                                                      |                              |                               |                                                                       |                                                  |
| Sr No                                                                                                          | Particulars                                                                                          | 3 months ended<br>30/09/2023 | Half year ended<br>30/09/2023 | Corresponding<br>3 months ended<br>30/09/2022<br>in the previous year | Year ended<br>31/03/2023<br>in the previous year |
|                                                                                                                |                                                                                                      | (Unaudited)                  | (Unaudited)                   | (Unaudited)                                                           | (Audited)                                        |
| 1                                                                                                              | Total Income from Operations                                                                         | 16,054.00                    | 31,871.57                     | 16,212.02                                                             | 61,157.02                                        |
| 2                                                                                                              | Net Profit / (Loss) for the period (before Tax, Exceptional and Extraordinary items)                 | 1,414.24                     | 2,972.31                      | 1,403.99                                                              | 4,520.74                                         |
| 3                                                                                                              | Net Profit / (Loss) for the period before tax (after Exceptional and Extraordinary items)            | 1,414.24                     | 2,972.31                      | 1,403.99                                                              | 4,520.74                                         |
| 4                                                                                                              | Net Profit / (Loss) for the period after tax (after Exceptional and Extraordinary items)             | 1,082.54                     | 2,342.95                      | 1,007.73                                                              | 3,514.98                                         |
| 5                                                                                                              | Total other Comprehensive Income for the period after tax                                            | (138.15)                     | (144.73)                      | (88.05)                                                               | (74.81)                                          |
| 6                                                                                                              | Equity Share Capital                                                                                 | 917.35                       | 917.35                        | 917.35                                                                | 917.35                                           |
| 7                                                                                                              | Reserves excluding Revaluation Reserves as per Audited Balance Sheet of the previous accounting year |                              |                               |                                                                       | 39,222.48                                        |
| 8                                                                                                              | Earnings Per Share (of Rs. 10/- each) (for continuing and discontinued operations)                   | (As on 30-Sep-2023)          | (As on 30-Sep-2023)           | (As on 30-Sep-2022)                                                   | (As on 31-Mar 2023)                              |
|                                                                                                                | Basic                                                                                                | 11.80                        | 25.54                         | 10.99                                                                 | 38.32                                            |
|                                                                                                                | Diluted                                                                                              | 11.80                        | 25.54                         | 10.99                                                                 | 38.32                                            |

Notes :

1

The above financial results have been reviewed by the Audit Committee and approved by the Board of Directors of the Company in their respective meetings held on November 07, 2023.

2

The above Unaudited Financial Results of the Company have been prepared in accordance with the Indian Accounting Standards (IND AS) prescribed under section 133 of the Companies Act, 2013 (the "Act") read with relevant rules issued thereunder, other accounting principles generally accepted in India and guidelines issued by the Securities and Exchange Board of India (SEBI).

3

In accordance with 'Ind AS 108 - Operating Segments', the Company operates in one business segment i.e. 'Manufacturing of customised components of plastic and other materials'.

4

The above is an extract of the detailed format of Financial Results filed with the Stock Exchange under Regulation 33 of the SEBI (Listing Obligations and Disclosure Requirements) Regulations, 2015. The full format of the Quarterly Financial Results are available on the Company website i.e. [www.shaily.com](http://www.shaily.com) and the Stock Exchange website i.e. [www.bseindia.com](http://www.bseindia.com) & [www.nseindia.com](http://www.nseindia.com).

For and on behalf of the Board of Directors  
For Shaily Engineering Plastics Limited  
Mahendra Sanghvi  
Executive Chairman  
DIN : 00084162

Place : Vadodara  
Date : 07th November 2023

| <div><div><div><div></div><div>SHAILY</div><div>Engineering Plastics Ltd.</div></div><div><div>CIN : L51900GJ1980PLC065554</div><div>Registered Office : Survey No.364 / 366,<br/>At &amp; PO : Rania, Taluka : Savli, Dist : Vadodara - 391 780.<br/>Email : investors@shaily.com Website : www.shaily.com</div></div></div></div> |                                                                                                      |                              |                               |                                                                       |                                                  |
|-------------------------------------------------------------------------------------------------------------------------------------------------------------------------------------------------------------------------------------------------------------------------------------------------------------------------------------|------------------------------------------------------------------------------------------------------|------------------------------|-------------------------------|-----------------------------------------------------------------------|--------------------------------------------------|
| Statement of Unaudited Standalone Financial Results for the Quarter and Half Year ended 30th September, 2023                                                                                                                                                                                                                        |                                                                                                      |                              |                               |                                                                       |                                                  |
| (Rs. in Lakhs)                                                                                                                                                                                                                                                                                                                      |                                                                                                      |                              |                               |                                                                       |                                                  |
| Sr No                                                                                                                                                                                                                                                                                                                               | Particulars                                                                                          | 3 months ended<br>30/09/2023 | Half year ended<br>30/09/2023 | Corresponding<br>3 months ended<br>30/09/2022<br>in the previous year | Year ended<br>31/03/2023<br>in the previous year |
|                                                                                                                                                                                                                                                                                                                                     |                                                                                                      | (Unaudited)                  | (Unaudited)                   | (Unaudited)                                                           | (Audited)                                        |
| 1                                                                                                                                                                                                                                                                                                                                   | Total Income from Operations                                                                         | 15,872.12                    | 31,234.33                     | 16,088.14                                                             | 60,421.26                                        |
| 2                                                                                                                                                                                                                                                                                                                                   | Net Profit / (Loss) for the period (before Tax, Exceptional and Extraordinary items)                 | 1,317.11                     | 2,481.71                      | 1,330.16                                                              | 4,005.17                                         |
| 3                                                                                                                                                                                                                                                                                                                                   | Net Profit / (Loss) for the period before tax (after Exceptional and Extraordinary items)            | 1,317.11                     | 2,481.71                      | 1,330.16                                                              | 4,005.17                                         |
| 4                                                                                                                                                                                                                                                                                                                                   | Net Profit / (Loss) for the period after tax (after Exceptional and Extraordinary items)             | 985.41                       | 1,852.35                      | 943.07                                                                | 2,999.41                                         |
| 5                                                                                                                                                                                                                                                                                                                                   | Total other Comprehensive Income for the period after tax                                            | (90.73)                      | (124.69)                      | (19.62)                                                               | (135.07)                                         |
| 6                                                                                                                                                                                                                                                                                                                                   | Equity Share Capital                                                                                 | 917.35                       | 917.35                        | 917.35                                                                | 917.35                                           |
| 7                                                                                                                                                                                                                                                                                                                                   | Reserves excluding Revaluation Reserves as per Audited Balance Sheet of the previous accounting year |                              |                               |                                                                       | 38,646.03                                        |
| 8                                                                                                                                                                                                                                                                                                                                   | Earnings Per Share (of Rs. 10/- each) (for continuing and discontinued operations)                   | (As on 30-Sep-2023)          | (As on 30-Sep-2023)           | (As on 30-Sep-2022)                                                   | (As on 31-Mar-2023)                              |
|                                                                                                                                                                                                                                                                                                                                     | Basic                                                                                                | 10.74                        | 20.19                         | 10.28                                                                 | 32.70                                            |
|                                                                                                                                                                                                                                                                                                                                     | Diluted                                                                                              | 10.74                        | 20.19                         | 10.28                                                                 | 32.70                                            |

| Statement of Unaudited Consolidated Financial Results for the Quarter and Half Year ended 30th September, 2023 |                                                                                                      |                           |                            |                                                              |                                            |
|----------------------------------------------------------------------------------------------------------------|------------------------------------------------------------------------------------------------------|---------------------------|----------------------------|--------------------------------------------------------------|--------------------------------------------|
| (Rs. in Lakhs)                                                                                                 |                                                                                                      |                           |                            |                                                              |                                            |
| Sr No                                                                                                          | Particulars                                                                                          | 3 months ended 30/09/2023 | Half year ended 30/09/2023 | Corresponding 3 months ended 30/09/2022 in the previous year | Year ended 31/03/2023 in the previous year |
|                                                                                                                |                                                                                                      | (Unaudited)               | (Unaudited)                | (Unaudited)                                                  | (Audited)                                  |
| 1                                                                                                              | Total Income from Operations                                                                         | 16,054.00                 | 31,871.57                  | 16,212.02                                                    | 61,157.02                                  |
| 2                                                                                                              | Net Profit / (Loss) for the period (before Tax, Exceptional and Extraordinary items)                 | 1,414.24                  | 2,972.31                   | 1,403.99                                                     | 4,520.74                                   |
| 3                                                                                                              | Net Profit / (Loss) for the period before tax (after Exceptional and Extraordinary items)            | 1,414.24                  | 2,972.31                   | 1,403.99                                                     | 4,520.74                                   |
| 4                                                                                                              | Net Profit / (Loss) for the period after tax (after Exceptional and Extraordinary items)             | 1,082.54                  | 2,342.95                   | 1,007.73                                                     | 3,514.98                                   |
| 5                                                                                                              | Total other Comprehensive Income for the period after tax                                            | (138.15)                  | (144.73)                   | (88.05)                                                      | (74.81)                                    |
| 6                                                                                                              | Equity Share Capital                                                                                 | 917.35                    | 917.35                     | 917.35                                                       | 917.35                                     |
| 7                                                                                                              | Reserves excluding Revaluation Reserves as per Audited Balance Sheet of the previous accounting year |                           |                            |                                                              | 39,222.48                                  |
| 8                                                                                                              | Earnings Per Share (of Rs. 10/- each) (for continuing and discontinued operations)                   | (As on 30-Sep-2023)       | (As on 30-Sep-2023)        | (As on 30-Sep-2022)                                          | (As on 31-Mar 2023)                        |
|                                                                                                                | Basic                                                                                                | 11.80                     | 25.54                      | 10.99                                                        | 38.32                                      |
|                                                                                                                | Diluted                                                                                              | 11.80                     | 25.54                      | 10.99                                                        | 38.32                                      |

Notes :

1

The above financial results have been reviewed by the Audit Committee and approved by the Board of Directors of the Company in their respective meetings held on November 07, 2023.

2

The above Unaudited Financial Results of the Company have been prepared in accordance with the Indian Accounting Standards (IND AS) prescribed under section 133 of the Companies Act, 2013 (the "Act") read with relevant rules issued thereunder, other accounting principles generally accepted in India and guidelines issued by the Securities and Exchange Board of India (SEBI).

3

In accordance with 'Ind AS 108 - Operating Segments', the Company operates in one business segment i.e. 'Manufacturing of customised components of plastic and other materials'.

4

The above is an extract of the detailed format of Financial Results filed with the Stock Exchange under Regulation 33 of the SEBI (Listing Obligations and Disclosure Requirements) Regulations, 2015. The full format of the Quarterly Financial Results are available on the Company website i.e. [www.shaily.com](http://www.shaily.com) and the Stock Exchange website i.e. [www.bseindia.com](http://www.bseindia.com) & [www.nseindia.com](http://www.nseindia.com).

For and on behalf of the Board of Directors

For Shaily Engineering Plastics Limited

Mahendra Sanghvi

Executive Chairman

DIN : 00084162

Place : Vadodara

Date : 07th November 2023

| <div><div><div><div></div><div>EXCEL</div></div><div><div>CIN: L24200MH1960PLC011807</div><div>Regd. &amp; Head Office:184-87, S.V. Road, Jogeshwari (West), Mumbai-400102.<br/>Tel.:+91-22-6646-4200 Email: investors@excelind.com Website: http://www.excelind.co.in</div></div></div></div> |                                                                                                                                            |                    |               |                    |                    |                    |                |
|------------------------------------------------------------------------------------------------------------------------------------------------------------------------------------------------------------------------------------------------------------------------------------------------|--------------------------------------------------------------------------------------------------------------------------------------------|--------------------|---------------|--------------------|--------------------|--------------------|----------------|
| STATEMENT OF CONSOLIDATED UNAUDITED FINANCIAL RESULTS FOR THE QUARTER AND HALF YEAR ENDED SEPTEMBER 30, 2023                                                                                                                                                                                   |                                                                                                                                            |                    |               |                    |                    |                    |                |
| (₹ in Lakhs)                                                                                                                                                                                                                                                                                   |                                                                                                                                            |                    |               |                    |                    |                    |                |
| Sr. No.                                                                                                                                                                                                                                                                                        | Particulars                                                                                                                                | Quarter Ended      |               |                    | Half Year Ended    |                    | Year Ended     |
|                                                                                                                                                                                                                                                                                                |                                                                                                                                            | September 30, 2023 | June 30, 2023 | September 30, 2022 | September 30, 2023 | September 30, 2022 | March 31, 2023 |
|                                                                                                                                                                                                                                                                                                |                                                                                                                                            | Unaudited          | Unaudited     | Unaudited          | Unaudited          | Unaudited          | Audited        |
| 1                                                                                                                                                                                                                                                                                              | Total income from operations                                                                                                               | 19,804.16          | 21,428.40     | 31,194.84          | 41,232.56          | 64,076.32          | 1,08,981.90    |
| 2                                                                                                                                                                                                                                                                                              | Net Profit from ordinary activities (before Tax, Exceptional items)                                                                        | 203.54             | 764.07        | 2,951.69           | 967.61             | 7,904.43           | 10,612.89      |
| 3                                                                                                                                                                                                                                                                                              | Net Profit from ordinary activities before Tax (After Exceptional items)                                                                   | 203.54             | 764.07        | 2,951.69           | 967.61             | 7,904.43           | 10,612.89      |
| 4                                                                                                                                                                                                                                                                                              | Net Profit for the period after Tax (after Exceptional items)                                                                              | 178.50             | 587.57        | 2,204.23           | 766.07             | 5,908.79           | 7,993.55       |
| 5                                                                                                                                                                                                                                                                                              | Total Comprehensive income for the period (Comprising Profit/ (loss) for the period (after tax) and Other Comprehensive Income (after tax) | 1,532.48           | 14,671.86     | 7,893.48           | 16,204.34          | 9,006.52           | 12,068.19      |
| 6                                                                                                                                                                                                                                                                                              | Paid-up Equity Share Capital (Face value per share Rs.5/- )                                                                                | 628.53             | 628.53        | 628.53             | 628.53             | 628.53             | 628.53         |
| 7                                                                                                                                                                                                                                                                                              | Earnings per share in Rs.(Face Value Rs. 5/- each) (not annualised) Basic & Diluted                                                        | 1.42               | 4.67          | 17.53              | 6.09               | 47.00              | 63.59          |

STATEMENT OF STANDALONE UNAUDITED FINANCIAL RESULTS FOR THE QUARTER AND HALF YEAR ENDED SEPTEMBER 30, 2023

(₹ in Lakhs)

| Sr. No. | Particulars                                                                                                                                | Quarter Ended      |               |                    | Half Year Ended    |                    | Year Ended     |
|---------|--------------------------------------------------------------------------------------------------------------------------------------------|--------------------|---------------|--------------------|--------------------|--------------------|----------------|
|         |                                                                                                                                            | September 30, 2023 | June 30, 2023 | September 30, 2022 | September 30, 2023 | September 30, 2022 | March 31, 2023 |
|         |                                                                                                                                            | Unaudited          | Unaudited     | Unaudited          | Unaudited          | Unaudited          | Audited        |
| 1       | Total income from operations                                                                                                               | 19,804.16          | 21,428.40     | 31,194.84          | 41,232.56          | 64,076.32          | 1,08,981.90    |
| 2       | Net Profit from ordinary activities (before Tax, Exceptional items)                                                                        | (97.67)            | 741.12        | 2,728.85           | 643.45             | 7,687.37           | 10,395.15      |
| 3       | Net Profit from ordinary activities before Tax (After Exceptional items)                                                                   | (97.67)            | 741.12        | 2,728.85           | 643.45             | 7,687.37           | 10,395.15      |
| 4       | Net Profit for the period after Tax (after Exceptional items)                                                                              | (64.45)            | 561.16        | 2,029.44           | 496.71             | 5,736.09           | 7,845.11       |
| 5       | Total Comprehensive income for the period (Comprising Profit/ (loss) for the period (after tax) and Other Comprehensive Income (after tax) | 3,665.45           | 1,049.78      | 3,807.35           | 4,715.23           | 5,947.65           | 8,727.57       |
| 6       | Paid-up equity share capital (Face value per share : Re.1/-)                                                                               | 2,121.96           | 2,121.96      | 2,121.96           | 2,121.96           | 2,121.96           | 2,121.96       |
| 7       | Earning per Equity Share of face value of Re.1/- each (Not Annualised) Basic & Diluted                                                     | (0.77)             | 1.52          | 0.35               | 0.75               | 0.46               | 4.68           |

Note : Note : The above is an extract of detailed format of the unaudited financial results for the Quarter and Half Year Ended September 30, 2023, filed with the Stock Exchange under Regulation 33 of the Securities and Exchange Board of India (Listing Obligations and Disclosure Requirements) Regulation, 2015. The full format of the unaudited financial results for the Quarter and Half Year Ended September 30, 2023, is available on the Stock Exchanges websites [www.bseindia.com](http://www.bseindia.com) and [www.nseindia.com](http://www.nseindia.com). The same is also available on the company's website [www.excelind.co.in](http://www.excelind.co.in).

FOR EXCEL INDUSTRIES LIMITED

(ASHWIN C. SHROFF)

EXECUTIVE CHAIRMAN

DIN :00019952

Place : Mumbai

Date : November 08, 2023

| <div><div><div><div></div><div>CK BIRLA GROUP</div></div><div><div>ORIENT</div><div>PAPER</div></div></div></div> |                                                                                                       |               |            |            |                 |            |             |
|-------------------------------------------------------------------------------------------------------------------|-------------------------------------------------------------------------------------------------------|---------------|------------|------------|-----------------|------------|-------------|
| ORIENT PAPER & INDUSTRIES LTD.                                                                                    |                                                                                                       |               |            |            |                 |            |             |
| CIN: L21011OR1936PLC000117                                                                                        |                                                                                                       |               |            |            |                 |            |             |
| [Regd. Office : Unit VIII, Plot 7, Bhoinagar, Bhubaneswar - 751012 (Odisha)]                                      |                                                                                                       |               |            |            |                 |            |             |
| Tel: (0674) 2396930, E-mail : <a href="mailto:paper@opilbbsr.com">paper@opilbbsr.com</a>                          |                                                                                                       |               |            |            |                 |            |             |
| Extract of Unaudited Financial Results for the Quarter and Half Year Ended 30th September, 2023                   |                                                                                                       |               |            |            |                 |            |             |
| (₹ In lacs )                                                                                                      |                                                                                                       |               |            |            |                 |            |             |
| Sl. No.                                                                                                           | Particulars                                                                                           | STANDALONE    |            |            | CONSOLIDATED    |            |             |
|                                                                                                                   |                                                                                                       | Quarter Ended |            |            | Half Year Ended |            |             |
|                                                                                                                   |                                                                                                       | 30-09-2023    | 30-06-2023 | 30-09-2022 | 30-09-2023      | 30-09-2022 | 31-03-2023  |
| 1.                                                                                                                | Total income from operations                                                                          | 14,293.65     | 24,327.37  | 22,013.69  | 38,621.02       | 43,135.32  | 94,295.67   |
| 2.                                                                                                                | Profit / (Loss) Before Tax                                                                            | (2,323.41)    | 4,983.58   | 1,164.34   | 2,660.17        | 1,507.45   | 14,765.73   |
| 3.                                                                                                                | Net Profit / (Loss) for the period                                                                    | (1,632.14)    | 3,218.47   | 755.29     | 1,586.33        | 978.65     | 9,924.57    |
| 4.                                                                                                                | Other comprehensive income not to be reclassified to Profit & Loss in subsequent periods (net of tax) | 235.88        | 8,374.28   | (4,825.66) | 8,610.16        | (9,825.57) | (13,131.77) |
| 5.                                                                                                                | Total comprehensive income / loss (3+4)                                                               | (1,396.26)    | 11,592.75  | (4,070.37) | 10,196.49       | (8,846.92) | (3,207.20)  |
| 6.                                                                                                                | Equity Share Capital                                                                                  | 38.60         | 38.60      | 38.60      | 38.60           | 38.60      | 38.60       |
| 7.                                                                                                                | Reserves (Excluding Revaluation Reserves)                                                             |               |            |            |                 |            | 1,49,425.96 |
| 8.                                                                                                                | Earning per Equity Share of face value of Re.1/- each (Not Annualised) Basic & Diluted                |               |            |            |                 |            |             |
|                                                                                                                   | Basic:                                                                                                | 16.00         | 25.28      | 33.66      | 41.28           | 68.26      | 118.02      |
|                                                                                                                   | Diluted:                                                                                              | 16.00         | 25.28      | 33.66      | 41.28           | 68.26      | 118.02      |

Notes :

1.

The above financial results were reviewed by the Audit Committee and taken on record by the Board of Directors of the Company at their respective meetings held on November 8, 2023. The financial results for the quarter and half year ended 30th September, 2023 have been subjected to limited review by the Company's Statutory Auditors, as required under Regulation 33 of the SEBI (Listing Obligations and Disclosure Requirements) Regulations, 2015.

2.

The above is an extract of the detailed format of Unaudited Financial Results for the quarter and half year ended 30th September, 2023 filed with the Stock Exchanges under Regulation 33 of the SEBI (Listing Obligations and Disclosure Requirements) Regulations, 2015. The full format of the Financial Results are available on the Stock Exchange websites. ([www.bseindia.com](http://www.bseindia.com) / [www.nseindia.com](http://www.nseindia.com)) and Company's website ([www.orientpaperindia.com](http://www.orientpaperindia.com)).

By Order of the Board

For ORIENT PAPER & INDUSTRIES LTD.

Sd/-

(Ashwin J. Laddha)

Managing Director & CEO

(DIN 09538310)

Place : New Delhi

Dated : November 8, 2023

| <div><div><div><div></div><div>HEG</div></div><div>HEG LIMITED</div></div><div><div><div><div></div><div>PROUD TO BE INDIAN</div><div>PRIVILEGED TO BE GLOBAL</div></div></div></div></div> |                                                                                                                                             |               |            |            |                 |            |            |               |            |            |                 |            |            |
|---------------------------------------------------------------------------------------------------------------------------------------------------------------------------------------------|---------------------------------------------------------------------------------------------------------------------------------------------|---------------|------------|------------|-----------------|------------|------------|---------------|------------|------------|-----------------|------------|------------|
| EXTRACT OF THE UNAUDITED FINANCIAL RESULTS FOR THE QUARTER AND HALF YEAR ENDED 30TH SEPTEMBER, 2023                                                                                         |                                                                                                                                             |               |            |            |                 |            |            |               |            |            |                 |            |            |
| (₹ in Crores)                                                                                                                                                                               |                                                                                                                                             |               |            |            |                 |            |            |               |            |            |                 |            |            |
| Sl. No.                                                                                                                                                                                     | Particulars                                                                                                                                 | STANDALONE    |            |            |                 |            |            | CONSOLIDATED  |            |            |                 |            |            |
|                                                                                                                                                                                             |                                                                                                                                             | Quarter Ended |            |            | Half Year Ended |            |            | Quarter Ended |            |            | Half Year Ended |            |            |
|                                                                                                                                                                                             |                                                                                                                                             | 30-09-2023    | 30-06-2023 | 30-09-2022 | 30-09-2023      | 30-09-2022 | 31-03-2023 | 30-09-2023    | 30-06-2023 | 30-09-2022 | 30-09-2023      | 30-09-2022 | 31-03-2023 |
|                                                                                                                                                                                             |                                                                                                                                             | Unaudited     | Unaudited  | Unaudited  | Unaudited       | Unaudited  | Audited    | Unaudited     | Unaudited  | Unaudited  | Unaudited       | Unaudited  | Audited    |
| 1.                                                                                                                                                                                          | Total income from operations                                                                                                                | 614.17        | 671.43     | 598.14     | 1,285.60        | 1,320.09   | 2467.24    | 614.17        | 671.43     | 598.14     | 1,285.60        | 1,320.09   | 2467.24    |
| 2.                                                                                                                                                                                          | Net Profit / (Loss) for the period (before Tax, Exceptional and/or Extraordinary Items & Share of profit/(loss) of Associates)              | 83.46         | 130.35     | 168.31     | 213.81          | 348.63     | 600.48     | 82.86         | 130.10     | 168.31     | 212.95          | 348.63     | 599.22     |
| 3.                                                                                                                                                                                          | Net Profit / (Loss) for the period before tax (after Exceptional and/or Extraordinary Items & Share of profit/(loss) of Associates)         | 83.46         | 130.35     | 168.31     | 213.81          | 348.63     | 600.48     | 117.68        | 171.92     | 207.35     | 289.60          | 413.10     | 677.33     |
| 4.                                                                                                                                                                                          | Net Profit / (Loss) for the period after tax (after Exceptional and/or Extraordinary Items & Share of profit/(loss) of Associates))         | 61.76         | 97.56      | 129.90     | 159.32          | 263.46     | 455.51     | 95.98         | 139.12     | 168.93     | 235.11          | 327.92     | 532.36     |
| 5.                                                                                                                                                                                          | Total Comprehensive Income for the period [Comprising Profit/ (Loss) for the period (after tax) and Other Comprehensive Income (after tax)] | 61.75         | 97.56      | 129.63     | 159.31          | 263.19     | 454.89     | 95.95         | 139.08     | 168.66     | 235.04          | 327.67     | 531.61     |
| 6.                                                                                                                                                                                          | Equity Share Capital                                                                                                                        | 38.60         | 38.60      | 38.60      | 38.60           | 38.60      | 38.60      | 38.60         | 38.60      | 38.60      | 38.60           | 38.60      | 38.60      |
| 7.                                                                                                                                                                                          | Reserves (Excluding Revaluation Reserves)                                                                                                   |               |            |            |                 |            | 4,038.63   |               |            |            |                 |            | 4,242.30   |
| 8.                                                                                                                                                                                          | Earnings Per Share (of ₹ 10/- each) (for continuing and discontinued operations ) (not annualized)                                          |               |            |            |                 |            |            |               |            |            |                 |            |            |
|                                                                                                                                                                                             | Basic:                                                                                                                                      | 16.00         | 25.28      | 33.66      | 41.28           | 68.26      | 118.02     | 24.87         | 36.05      | 43.77      | 60.92           | 84.96      | 137.93     |
|                                                                                                                                                                                             | Diluted:                                                                                                                                    | 16.00         | 25.28      | 33.66      | 41.28           | 68.26      | 118.02     | 24.87         | 36.05      | 43.77      | 60.92           | 84.96      | 137.93     |

Notes:

1.

The above is an extract of the detailed format of Quarterly Financial Results filed with the Stock Exchanges under Regulation 33 of the SEBI (Listing Obligations and Disclosure Requirements) Regulations, 2015. The full format of Financial Results for the quarter and half year ended 30th September, 2023 are available on the Stock Exchange websites ([www.bseindia.com](http://www.bseindia.com)/[www.nseindia.com](http://www.nseindia.com)) and Company's website ([www.heg ltd.com](http://www.heg ltd.com)).

2.

The consolidated financial results include results of (i) HEG Limited ("the Holding Company") (ii) Wholly owned Subsidiary- TACC Limited (the Holding Company and subsidiary collectively referred to as "the Group") (iii) Share of profit and total comprehensive income of Associates- Bhilwara Energy Limited and Bhilwara Infotechnology Limited.

3.

The wholly owned subsidiary has been incorporated on December 26, 2022. Accordingly, the figures for the quarter and half year ended September 30, 2023 include the figures of subsidiary company and figures of current quarter and half year are not comparable with corresponding period to that extent.

For HEG Limited

Sd/-

Ravi Jhunjunwala

Chairman, Managing Director & CEO

DIN: 00060972

Place : Noida (U.P.)

Dated : 8<sup>th</sup> November, 2023

CIN: L23109MP1972PLC008290

Registered Office: Mandideep (Near Bhopal) Distt. Raisen - 462 046, (M.P.); Phone: 07480-233524, 233525; Fax: 07480-233522

Corporate Office: Bhilwara Towers, A -12, Sector -1, Noida - 201 301 (U.P.); Phone: 0120-4390300 (EPABX); Fax: 0120-4277841

E-mail: [heg.investor@injbhilwara.com](mailto:heg.investor@injbhilwara.com); Website: [www.heg ltd.com](http://www.heg ltd.com)



| Statement of Unaudited Financial Results for the Quarter and Half Year ended 30th September, 2023 |                                                                                                      |                              |                               |                                                                       |                                                  |
|---------------------------------------------------------------------------------------------------|------------------------------------------------------------------------------------------------------|------------------------------|-------------------------------|-----------------------------------------------------------------------|--------------------------------------------------|
| (Rs. in Lakhs)                                                                                    |                                                                                                      |                              |                               |                                                                       |                                                  |
| Sr No                                                                                             | Particulars                                                                                          | 3 months ended<br>30/09/2023 | Half year ended<br>30/09/2023 | Corresponding<br>3 months ended<br>30/09/2022<br>in the previous year | Year ended<br>31/03/2023<br>in the previous year |
|                                                                                                   |                                                                                                      | (Unaudited)                  | (Unaudited)                   | (Unaudited)                                                           | (Audited)                                        |
| 1                                                                                                 | Total Income from Operations                                                                         | 16,054.00                    | 31,871.57                     | 16,212.02                                                             | 61,157.02                                        |
| 2                                                                                                 | Net Profit / (Loss) for the period (before Tax, Exceptional and Extraordinary items)                 | 1,414.24                     | 2,972.31                      | 1,403.99                                                              | 4,520.74                                         |
| 3                                                                                                 | Net Profit / (Loss) for the period before tax (after Exceptional and Extraordinary items)            | 1,414.24                     | 2,972.31                      | 1,403.99                                                              | 4,520.74                                         |
| 4                                                                                                 | Net Profit / (Loss) for the period after tax (after Exceptional and Extraordinary items)             | 1,082.54                     | 2,342.95                      | 1,007.73                                                              | 3,514.98                                         |
| 5                                                                                                 | Total other Comprehensive Income for the period after tax                                            | (138.15)                     | (144.73)                      | (88.05)                                                               | (74.81)                                          |
| 6                                                                                                 | Equity Share Capital                                                                                 | 917.35                       | 917.35                        | 917.35                                                                | 917.35                                           |
| 7                                                                                                 | Reserves excluding Revaluation Reserves as per Audited Balance Sheet of the previous accounting year |                              |                               |                                                                       | 39,222.48                                        |
| 8                                                                                                 | Earnings Per Share (of Rs. 10/- each) (for continuing and discontinued operations)                   | (As on 30-Sep-2023)          | (As on 30-Sep-2023)           | (As on 30-Sep-2022)                                                   | (As on 31-Mar 2023)                              |
|                                                                                                   | Basic                                                                                                | 11.80                        | 25.54                         | 10.99                                                                 | 38.32                                            |
|                                                                                                   | Diluted                                                                                              | 11.80                        | 25.54                         | 10.99                                                                 | 38.32                                            |

**Notes :**

- The above financial results have been reviewed by the Audit Committee and approved by the Board of Directors of the Company in their respective meetings held on November 07, 2023.
- The above Unaudited Financial Results of the Company have been prepared in accordance with the Indian Accounting Standards (IND AS) prescribed under section 133 of the Companies Act, 2013 (the "Act") read with relevant rules issued thereunder, other accounting principles generally accepted in India and guidelines issued by the Securities and Exchange Board of India (SEBI).
- In accordance with 'Ind AS 108 - Operating Segments', the Company operates in one business segment i.e. 'Manufacturing of customised components of plastic and other materials'.
- The above is an extract of the detailed format of Financial Results filed with the Stock Exchange under Regulation 33 of the SEBI (Listing Obligations and Disclosure Requirements) Regulations, 2015. The full format of the Quarterly Financial Results are available on the Company website i.e. [www.shaily.com](http://www.shaily.com) and the Stock Exchange website i.e. [www.bseindia.com](http://www.bseindia.com) & [www.nseindia.com](http://www.nseindia.com).

**For and on behalf of the Board of Directors  
For Shaily Engineering Plastics Limited  
Mahendra Sanghvi  
Executive Chairman  
DIN : 00084162**

**Place : Vadodara  
Date : 07th November 2023**



|  <b>CK BIRLA GROUP</b>                                                    |                                                                                                       |  <b>ORIENT PAPER</b> |             |             |                 |             |             |
|----------------------------------------------------------------------------------------------------------------------------------------------------------------|-------------------------------------------------------------------------------------------------------|-----------------------------------------------------------------------------------------------------------|-------------|-------------|-----------------|-------------|-------------|
| <b>ORIENT PAPER &amp; INDUSTRIES LTD.</b>                                                                                                                      |                                                                                                       |                                                                                                           |             |             |                 |             |             |
| CIN: L21011OR1936PLC000117<br>[Regd. Office : Unit VIII, Plot 7, Bhoynagar, Bhubaneswar - 751012 (Odisha)]<br>Tel: (0674) 2396930, E-mail : paper@opilbbsr.com |                                                                                                       |                                                                                                           |             |             |                 |             |             |
| <b>Extract of Unaudited Financial Results for the Quarter and Half Year Ended 30th September, 2023</b>                                                         |                                                                                                       |                                                                                                           |             |             |                 |             |             |
| (₹ In lacs)                                                                                                                                                    |                                                                                                       |                                                                                                           |             |             |                 |             |             |
| Sl. No.                                                                                                                                                        | Particulars                                                                                           | Quarter Ended                                                                                             |             |             | Half Year Ended |             | Year Ended  |
|                                                                                                                                                                |                                                                                                       | 30-09-2023                                                                                                | 30-06-2023  | 30-09-2022  | 30-09-2023      | 30-09-2022  | 31-03-2023  |
|                                                                                                                                                                |                                                                                                       | (Unaudited)                                                                                               | (Unaudited) | (Unaudited) | (Unaudited)     | (Unaudited) | (Audited)   |
| 1                                                                                                                                                              | Total income from operations                                                                          | 14,293.65                                                                                                 | 24,327.37   | 22,013.69   | 38,621.02       | 43,135.32   | 94,295.67   |
| 2                                                                                                                                                              | Profit / (Loss) Before Tax                                                                            | (2,323.41)                                                                                                | 4,983.58    | 1,164.34    | 2,660.17        | 1,507.45    | 14,765.73   |
| 3                                                                                                                                                              | Net Profit / (Loss) for the period                                                                    | (1,632.14)                                                                                                | 3,218.47    | 755.29      | 1,586.33        | 978.65      | 9,924.57    |
| 4                                                                                                                                                              | Other comprehensive income not to be reclassified to Profit & Loss in subsequent periods (net of tax) | 235.88                                                                                                    | 8,374.28    | (4,825.66)  | 8,610.16        | (9,825.57)  | (13,131.77) |
| 5                                                                                                                                                              | Total comprehensive income / loss (3+4)                                                               | (1,396.26)                                                                                                | 11,592.75   | (4,070.37)  | 10,196.49       | (8,846.92)  | (3,207.20)  |
| 6                                                                                                                                                              | Paid-up equity share capital (Face value per share : Re.1/-)                                          | 2,121.96                                                                                                  | 2,121.96    | 2,121.96    | 2,121.96        | 2,121.96    | 2,121.96    |
| 7                                                                                                                                                              | Other Equity                                                                                          |                                                                                                           |             |             |                 |             | 1,49,425.96 |
| 8                                                                                                                                                              | Earning per Equity Share of face value of Re.1/- each (Not Annualised) Basic & Diluted                | (0.77)                                                                                                    | 1.52        | 0.35        | 0.75            | 0.46        | 4.68        |

**Notes :**

- The above financial results were reviewed by the Audit Committee and taken on record by the Board of Directors of the Company at their respective meetings held on November 8, 2023. The financial results for the quarter and half year ended 30th September, 2023 have been subjected to limited review by the Company's Statutory Auditors, as required under Regulation 33 of the SEBI (Listing Obligations and Disclosure Requirements) Regulations, 2015.
- The above is an extract of the detailed format of Unaudited Financial Results for the quarter and half year ended 30th September, 2023 filed with the Stock Exchanges under Regulation 33 of the SEBI (Listing Obligations and Disclosure Requirements) Regulations, 2015. The full format of the Financial Results are available on the Stock Exchange websites. ([www.bseindia.com](http://www.bseindia.com) / [www.nseindia.com](http://www.nseindia.com)) and Company's website ([www.orientpaperindia.com](http://www.orientpaperindia.com)).

By Order of the Board  
For ORIENT PAPER & INDUSTRIES LTD.  
Sd/-  
(Ashwin J. Laddha)  
Managing Director & CEO  
(DIN 09538310)

Place : New Delhi  
Date : November 8, 2023

|  <b>HEG LIMITED</b>                                                                                                                                                                                                                                                                                                                                                                                                                                       |                                                                                                                                             | <br>PROUD TO BE INDIAN<br>PRIVILEGED TO BE GLOBAL |            |            |                 |            |            |               |            |            |                 |            |            |  |  |  |  |  |  |  |  |  |  |  |  |
|----------------------------------------------------------------------------------------------------------------------------------------------------------------------------------------------------------------------------------------------------------------------------------------------------------------------------------------------------------------------------------------------------------------------------------------------------------------------------------------------------------------------------------------------|---------------------------------------------------------------------------------------------------------------------------------------------|----------------------------------------------------------------------------------------------------------------------------------------|------------|------------|-----------------|------------|------------|---------------|------------|------------|-----------------|------------|------------|--|--|--|--|--|--|--|--|--|--|--|--|
| <b>EXTRACT OF THE UNAUDITED FINANCIAL RESULTS FOR THE QUARTER AND HALF YEAR ENDED 30TH SEPTEMBER, 2023</b>                                                                                                                                                                                                                                                                                                                                                                                                                                   |                                                                                                                                             |                                                                                                                                        |            |            |                 |            |            |               |            |            |                 |            |            |  |  |  |  |  |  |  |  |  |  |  |  |
| (₹ in Crores)                                                                                                                                                                                                                                                                                                                                                                                                                                                                                                                                |                                                                                                                                             |                                                                                                                                        |            |            |                 |            |            |               |            |            |                 |            |            |  |  |  |  |  |  |  |  |  |  |  |  |
| Sl. No.                                                                                                                                                                                                                                                                                                                                                                                                                                                                                                                                      | Particulars                                                                                                                                 | STANDALONE                                                                                                                             |            |            |                 |            |            | CONSOLIDATED  |            |            |                 |            |            |  |  |  |  |  |  |  |  |  |  |  |  |
|                                                                                                                                                                                                                                                                                                                                                                                                                                                                                                                                              |                                                                                                                                             | Quarter Ended                                                                                                                          |            |            | Half Year Ended |            | Year Ended | Quarter Ended |            |            | Half Year Ended |            | Year Ended |  |  |  |  |  |  |  |  |  |  |  |  |
|                                                                                                                                                                                                                                                                                                                                                                                                                                                                                                                                              |                                                                                                                                             | 30-09-2023                                                                                                                             | 30-06-2023 | 30-09-2022 | 30-09-2023      | 30-09-2022 | 31-03-2023 | 30-09-2023    | 30-06-2023 | 30-09-2022 | 30-09-2023      | 30-09-2022 | 31-03-2023 |  |  |  |  |  |  |  |  |  |  |  |  |
|                                                                                                                                                                                                                                                                                                                                                                                                                                                                                                                                              |                                                                                                                                             | Unaudited                                                                                                                              | Unaudited  | Unaudited  | Unaudited       | Unaudited  | Audited    | Unaudited     | Unaudited  | Unaudited  | Unaudited       | Unaudited  | Audited    |  |  |  |  |  |  |  |  |  |  |  |  |
| 1.                                                                                                                                                                                                                                                                                                                                                                                                                                                                                                                                           | Total income from operations                                                                                                                | 614.17                                                                                                                                 | 671.43     | 598.14     | 1,285.60        | 1,320.09   | 2467.24    | 614.17        | 671.43     | 598.14     | 1,285.60        | 1,320.09   | 2467.24    |  |  |  |  |  |  |  |  |  |  |  |  |
| 2.                                                                                                                                                                                                                                                                                                                                                                                                                                                                                                                                           | Net Profit / (Loss) for the period (before Tax, Exceptional and/or Extraordinary Items & Share of profit/(loss) of Associates)              | 83.46                                                                                                                                  | 130.35     | 168.31     | 213.81          | 348.63     | 600.48     | 82.86         | 130.10     | 168.31     | 212.95          | 348.63     | 599.22     |  |  |  |  |  |  |  |  |  |  |  |  |
| 3.                                                                                                                                                                                                                                                                                                                                                                                                                                                                                                                                           | Net Profit / (Loss) for the period before tax (after Exceptional and/or Extraordinary Items & Share of profit/(loss) of Associates)         | 83.46                                                                                                                                  | 130.35     | 168.31     | 213.81          | 348.63     | 600.48     | 117.68        | 171.92     | 207.35     | 289.60          | 413.10     | 677.33     |  |  |  |  |  |  |  |  |  |  |  |  |
| 4.                                                                                                                                                                                                                                                                                                                                                                                                                                                                                                                                           | Net Profit / (Loss) for the period after tax (after Exceptional and/or Extraordinary Items & Share of profit/(loss) of Associates))         | 61.76                                                                                                                                  | 97.56      | 129.90     | 159.32          | 263.46     | 455.51     | 95.98         | 139.12     | 168.93     | 235.11          | 327.92     | 532.36     |  |  |  |  |  |  |  |  |  |  |  |  |
| 5.                                                                                                                                                                                                                                                                                                                                                                                                                                                                                                                                           | Total Comprehensive Income for the period [Comprising Profit/ (Loss) for the period (after tax) and Other Comprehensive Income (after tax)] | 61.75                                                                                                                                  | 97.56      | 129.63     | 159.31          | 263.19     | 454.89     | 95.95         | 139.08     | 168.66     | 235.04          | 327.67     | 531.61     |  |  |  |  |  |  |  |  |  |  |  |  |
| 6.                                                                                                                                                                                                                                                                                                                                                                                                                                                                                                                                           | Equity Share Capital                                                                                                                        | 38.60                                                                                                                                  | 38.60      | 38.60      | 38.60           | 38.60      | 38.60      | 38.60         | 38.60      | 38.60      | 38.60           | 38.60      | 38.60      |  |  |  |  |  |  |  |  |  |  |  |  |
| 7.                                                                                                                                                                                                                                                                                                                                                                                                                                                                                                                                           | Reserves (Excluding Revaluation Reserves)                                                                                                   |                                                                                                                                        |            |            |                 |            | 4,038.63   |               |            |            |                 |            | 4,242.30   |  |  |  |  |  |  |  |  |  |  |  |  |
| 8.                                                                                                                                                                                                                                                                                                                                                                                                                                                                                                                                           | Earnings Per Share (of ₹ 10/- each) (for continuing and discontinued operations ) (not annualized)                                          |                                                                                                                                        |            |            |                 |            |            |               |            |            |                 |            |            |  |  |  |  |  |  |  |  |  |  |  |  |
|                                                                                                                                                                                                                                                                                                                                                                                                                                                                                                                                              | Basic:                                                                                                                                      | 16.00                                                                                                                                  | 25.28      | 33.66      | 41.28           | 68.26      | 118.02     | 24.87         | 36.05      | 43.77      | 60.92           | 84.96      | 137.93     |  |  |  |  |  |  |  |  |  |  |  |  |
|                                                                                                                                                                                                                                                                                                                                                                                                                                                                                                                                              | Diluted:                                                                                                                                    | 16.00                                                                                                                                  | 25.28      | 33.66      | 41.28           | 68.26      | 118.02     | 24.87         | 36.05      | 43.77      | 60.92           | 84.96      | 137.93     |  |  |  |  |  |  |  |  |  |  |  |  |
| <b>Notes:</b>                                                                                                                                                                                                                                                                                                                                                                                                                                                                                                                                |                                                                                                                                             |                                                                                                                                        |            |            |                 |            |            |               |            |            |                 |            |            |  |  |  |  |  |  |  |  |  |  |  |  |
| 1. The above is an extract of the detailed format of Quarterly Financial Results filed with the Stock Exchanges under Regulation 33 of the SEBI (Listing Obligations and Disclosure Requirements) Regulations, 2015. The full format of Financial Results for the quarter and half year ended 30th September, 2023 are available on the Stock Exchange websites ( <a href="http://www.bseindia.com/www.nseindia.com">www.bseindia.com/www.nseindia.com</a> ) and Company's website ( <a href="http://www.heg ltd.com">www.heg ltd.com</a> ). |                                                                                                                                             |                                                                                                                                        |            |            |                 |            |            |               |            |            |                 |            |            |  |  |  |  |  |  |  |  |  |  |  |  |
| 2. The consolidated financial results include results of (i) HEG Limited ("the Holding Company") (ii) Wholly owned Subsidiary- TACC Limited (the Holding Company and subsidiary collectively referred to as "the Group") (iii) Share of profit and total comprehensive income of Associates- Bhilwara Energy Limited and Bhilwara Infotechnology Limited.                                                                                                                                                                                    |                                                                                                                                             |                                                                                                                                        |            |            |                 |            |            |               |            |            |                 |            |            |  |  |  |  |  |  |  |  |  |  |  |  |
| 3. The wholly owned subsidiary has been incorporated on December 26, 2022. Accordingly, the figures for the quarter and half year ended September 30, 2023 include the figures of subsidiary company and figures of current quarter and half year are not comparable with corresponding period to that extent.                                                                                                                                                                                                                               |                                                                                                                                             |                                                                                                                                        |            |            |                 |            |            |               |            |            |                 |            |            |  |  |  |  |  |  |  |  |  |  |  |  |
| For <b>HEG Limited</b><br>Sd/-<br><b>Ravi Jhunjunwala</b><br>Chairman, Managing Director & CEO<br>DIN: 00060972                                                                                                                                                                                                                                                                                                                                                                                                                              |                                                                                                                                             |                                                                                                                                        |            |            |                 |            |            |               |            |            |                 |            |            |  |  |  |  |  |  |  |  |  |  |  |  |
| Place : Noida (U.P.)                                                                                                                                                                                                                                                                                                                                                                                                                                                                                                                         |                                                                                                                                             |                                                                                                                                        |            |            |                 |            |            |               |            |            |                 |            |            |  |  |  |  |  |  |  |  |  |  |  |  |
| Dated : 8 <sup>th</sup> November, 2023                                                                                                                                                                                                                                                                                                                                                                                                                                                                                                       |                                                                                                                                             |                                                                                                                                        |            |            |                 |            |            |               |            |            |                 |            |            |  |  |  |  |  |  |  |  |  |  |  |  |
| CIN: L23109MP1972PLC008290                                                                                                                                                                                                                                                                                                                                                                                                                                                                                                                   |                                                                                                                                             |                                                                                                                                        |            |            |                 |            |            |               |            |            |                 |            |            |  |  |  |  |  |  |  |  |  |  |  |  |
| Registered Office: Mandideep (Near Bhopal) Distt. Raissen - 462 046, (M.P.); Phone:                                                                                                                                                                                                                                                                                                                                                                                                                                                          |                                                                                                                                             |                                                                                                                                        |            |            |                 |            |            |               |            |            |                 |            |            |  |  |  |  |  |  |  |  |  |  |  |  |

| <div><div><div><div></div><div>SHAILY</div><div>Engineering Plastics Ltd.</div></div><div><div>CIN : L51900GJ1980PLC065554</div><div>Registered Office : Survey No.364 / 366,<br/>At &amp; PO : Rania, Taluka : Savli, Dist : Vadodara - 391 780.<br/>Email : investors@shaily.com Website : www.shaily.com</div></div></div></div> |                                                                                                      |                              |                               |                                                                       |                                                  |
|-------------------------------------------------------------------------------------------------------------------------------------------------------------------------------------------------------------------------------------------------------------------------------------------------------------------------------------|------------------------------------------------------------------------------------------------------|------------------------------|-------------------------------|-----------------------------------------------------------------------|--------------------------------------------------|
| Statement of Unaudited Standalone Financial Results for the Quarter and Half Year ended 30th September, 2023                                                                                                                                                                                                                        |                                                                                                      |                              |                               |                                                                       |                                                  |
| (Rs. in Lakhs)                                                                                                                                                                                                                                                                                                                      |                                                                                                      |                              |                               |                                                                       |                                                  |
| Sr No                                                                                                                                                                                                                                                                                                                               | Particulars                                                                                          | 3 months ended<br>30/09/2023 | Half year ended<br>30/09/2023 | Corresponding<br>3 months ended<br>30/09/2022<br>in the previous year | Year ended<br>31/03/2023<br>in the previous year |
|                                                                                                                                                                                                                                                                                                                                     |                                                                                                      | (Unaudited)                  | (Unaudited)                   | (Unaudited)                                                           | (Audited)                                        |
| 1                                                                                                                                                                                                                                                                                                                                   | Total Income from Operations                                                                         | 15,872.12                    | 31,234.33                     | 16,088.14                                                             | 60,421.26                                        |
| 2                                                                                                                                                                                                                                                                                                                                   | Net Profit / (Loss) for the period (before Tax, Exceptional and Extraordinary items)                 | 1,317.11                     | 2,481.71                      | 1,330.16                                                              | 4,005.17                                         |
| 3                                                                                                                                                                                                                                                                                                                                   | Net Profit / (Loss) for the period before tax (after Exceptional and Extraordinary items)            | 1,317.11                     | 2,481.71                      | 1,330.16                                                              | 4,005.17                                         |
| 4                                                                                                                                                                                                                                                                                                                                   | Net Profit / (Loss) for the period after tax (after Exceptional and Extraordinary items)             | 985.41                       | 1,852.35                      | 943.07                                                                | 2,999.41                                         |
| 5                                                                                                                                                                                                                                                                                                                                   | Total other Comprehensive Income for the period after tax                                            | (90.73)                      | (124.69)                      | (19.62)                                                               | (135.07)                                         |
| 6                                                                                                                                                                                                                                                                                                                                   | Equity Share Capital                                                                                 | 917.35                       | 917.35                        | 917.35                                                                | 917.35                                           |
| 7                                                                                                                                                                                                                                                                                                                                   | Reserves excluding Revaluation Reserves as per Audited Balance Sheet of the previous accounting year |                              |                               |                                                                       | 38,646.03                                        |
| 8                                                                                                                                                                                                                                                                                                                                   | Earnings Per Share (of Rs. 10/- each) (for continuing and discontinued operations)                   | (As on 30-Sep-2023)          | (As on 30-Sep-2023)           | (As on 30-Sep-2022)                                                   | (As on 31-Mar-2023)                              |
|                                                                                                                                                                                                                                                                                                                                     | Basic                                                                                                | 10.74                        | 20.19                         | 10.28                                                                 | 32.70                                            |
|                                                                                                                                                                                                                                                                                                                                     | Diluted                                                                                              | 10.74                        | 20.19                         | 10.28                                                                 | 32.70                                            |

| Statement of Unaudited Consolidated Financial Results for the Quarter and Half Year ended 30th September, 2023                                                                                                                                                                                                                                                                                |                                                                                                      |                              |                               |                                                                       |                                                  |
|-----------------------------------------------------------------------------------------------------------------------------------------------------------------------------------------------------------------------------------------------------------------------------------------------------------------------------------------------------------------------------------------------|------------------------------------------------------------------------------------------------------|------------------------------|-------------------------------|-----------------------------------------------------------------------|--------------------------------------------------|
| (Rs. in Lakhs)                                                                                                                                                                                                                                                                                                                                                                                |                                                                                                      |                              |                               |                                                                       |                                                  |
| Sr No                                                                                                                                                                                                                                                                                                                                                                                         | Particulars                                                                                          | 3 months ended<br>30/09/2023 | Half year ended<br>30/09/2023 | Corresponding<br>3 months ended<br>30/09/2022<br>in the previous year | Year ended<br>31/03/2023<br>in the previous year |
|                                                                                                                                                                                                                                                                                                                                                                                               |                                                                                                      | (Unaudited)                  | (Unaudited)                   | (Unaudited)                                                           | (Audited)                                        |
| 1                                                                                                                                                                                                                                                                                                                                                                                             | Total Income from Operations                                                                         | 16,054.00                    | 31,871.57                     | 16,212.02                                                             | 61,157.02                                        |
| 2                                                                                                                                                                                                                                                                                                                                                                                             | Net Profit / (Loss) for the period (before Tax, Exceptional and Extraordinary items)                 | 1,414.24                     | 2,972.31                      | 1,403.99                                                              | 4,520.74                                         |
| 3                                                                                                                                                                                                                                                                                                                                                                                             | Net Profit / (Loss) for the period before tax (after Exceptional and Extraordinary items)            | 1,414.24                     | 2,972.31                      | 1,403.99                                                              | 4,520.74                                         |
| 4                                                                                                                                                                                                                                                                                                                                                                                             | Net Profit / (Loss) for the period after tax (after Exceptional and Extraordinary items)             | 1,082.54                     | 2,342.95                      | 1,007.73                                                              | 3,514.98                                         |
| 5                                                                                                                                                                                                                                                                                                                                                                                             | Total other Comprehensive Income for the period after tax                                            | (138.15)                     | (144.73)                      | (88.05)                                                               | (74.81)                                          |
| 6                                                                                                                                                                                                                                                                                                                                                                                             | Equity Share Capital                                                                                 | 917.35                       | 917.35                        | 917.35                                                                | 917.35                                           |
| 7                                                                                                                                                                                                                                                                                                                                                                                             | Reserves excluding Revaluation Reserves as per Audited Balance Sheet of the previous accounting year |                              |                               |                                                                       | 39,222.48                                        |
| 8                                                                                                                                                                                                                                                                                                                                                                                             | Earnings Per Share (of Rs. 10/- each) (for continuing and discontinued operations)                   | (As on 30-Sep-2023)          | (As on 30-Sep-2023)           | (As on 30-Sep-2022)                                                   | (As on 31-Mar 2023)                              |
|                                                                                                                                                                                                                                                                                                                                                                                               | Basic                                                                                                | 11.80                        | 25.54                         | 10.99                                                                 | 38.32                                            |
|                                                                                                                                                                                                                                                                                                                                                                                               | Diluted                                                                                              | 11.80                        | 25.54                         | 10.99                                                                 | 38.32                                            |
| Notes :                                                                                                                                                                                                                                                                                                                                                                                       |                                                                                                      |                              |                               |                                                                       |                                                  |
| 1 The above financial results have been reviewed by the Audit Committee and approved by the Board of Directors of the Company in their respective meetings held on November 07, 2023.                                                                                                                                                                                                         |                                                                                                      |                              |                               |                                                                       |                                                  |
| 2 The above Unaudited Financial Results of the Company have been prepared in accordance with the Indian Accounting Standards (IND AS) prescribed under section 133 of the Companies Act, 2013 (the "Act") read with relevant rules issued thereunder, other accounting principles generally accepted in India and guidelines issued by the Securities and Exchange Board of India (SEBI).     |                                                                                                      |                              |                               |                                                                       |                                                  |
| 3 In accordance with 'Ind AS 108 - Operating Segments', the Company operates in one business segment i.e. 'Manufacturing of customised components of plastic and other materials'.                                                                                                                                                                                                            |                                                                                                      |                              |                               |                                                                       |                                                  |
| 4 The above is an extract of the detailed format of Financial Results filed with the Stock Exchange under Regulation 33 of the SEBI (Listing Obligations and Disclosure Requirements) Regulations, 2015. The full format of the Quarterly Financial Results are available on the Company website i.e. www.shaily.com and the Stock Exchange website i.e. www.bseindia.com & www.nseindia.com. |                                                                                                      |                              |                               |                                                                       |                                                  |
| For and on behalf of the Board of Directors<br>For Shaily Engineering Plastics Limited<br>Mahendra Sanghvi<br>Executive Chairman<br>DIN : 00084162                                                                                                                                                                                                                                            |                                                                                                      |                              |                               |                                                                       |                                                  |
| Place : Vadodara<br>Date : 07th November 2023                                                                                                                                                                                                                                                                                                                                                 |                                                                                                      |                              |                               |                                                                       |                                                  |

| <div><div><div><div></div><div>EXCEL</div></div><div><div>CIN: L24200MH1960PLC011807</div><div>Regd. &amp; Head Office:184-87, S.V. Road, Jogeshwari (West), Mumbai-400102.<br/>Tel.:+91-22-6646-4200 Email: investors@excelind.com Website: http://www.excelind.co.in</div></div></div></div>                                                                                                                                                                                                                                                                                                                                                                                                                       |                                                                                                                                            |                    |               |                    |                    |                    |                |
|----------------------------------------------------------------------------------------------------------------------------------------------------------------------------------------------------------------------------------------------------------------------------------------------------------------------------------------------------------------------------------------------------------------------------------------------------------------------------------------------------------------------------------------------------------------------------------------------------------------------------------------------------------------------------------------------------------------------|--------------------------------------------------------------------------------------------------------------------------------------------|--------------------|---------------|--------------------|--------------------|--------------------|----------------|
| STATEMENT OF CONSOLIDATED UNAUDITED FINANCIAL RESULTS FOR THE QUARTER AND HALF YEAR ENDED SEPTEMBER 30, 2023                                                                                                                                                                                                                                                                                                                                                                                                                                                                                                                                                                                                         |                                                                                                                                            |                    |               |                    |                    |                    |                |
| (₹ in Lakhs)                                                                                                                                                                                                                                                                                                                                                                                                                                                                                                                                                                                                                                                                                                         |                                                                                                                                            |                    |               |                    |                    |                    |                |
| Sr. No.                                                                                                                                                                                                                                                                                                                                                                                                                                                                                                                                                                                                                                                                                                              | Particulars                                                                                                                                | Quarter Ended      |               |                    | Half Year Ended    |                    | Year Ended     |
|                                                                                                                                                                                                                                                                                                                                                                                                                                                                                                                                                                                                                                                                                                                      |                                                                                                                                            | September 30, 2023 | June 30, 2023 | September 30, 2022 | September 30, 2023 | September 30, 2022 | March 31, 2023 |
|                                                                                                                                                                                                                                                                                                                                                                                                                                                                                                                                                                                                                                                                                                                      |                                                                                                                                            | Unaudited          | Unaudited     | Unaudited          | Unaudited          | Unaudited          | Audited        |
| 1                                                                                                                                                                                                                                                                                                                                                                                                                                                                                                                                                                                                                                                                                                                    | Total income from operations                                                                                                               | 19,804.16          | 21,428.40     | 31,194.84          | 41,232.56          | 64,076.32          | 1,08,981.90    |
| 2                                                                                                                                                                                                                                                                                                                                                                                                                                                                                                                                                                                                                                                                                                                    | Net Profit from ordinary activities (before Tax, Exceptional items)                                                                        | 203.54             | 764.07        | 2,951.69           | 967.61             | 7,904.43           | 10,612.89      |
| 3                                                                                                                                                                                                                                                                                                                                                                                                                                                                                                                                                                                                                                                                                                                    | Net Profit from ordinary activities before Tax (After Exceptional items)                                                                   | 203.54             | 764.07        | 2,951.69           | 967.61             | 7,904.43           | 10,612.89      |
| 4                                                                                                                                                                                                                                                                                                                                                                                                                                                                                                                                                                                                                                                                                                                    | Net Profit for the period after Tax (after Exceptional items)                                                                              | 178.50             | 587.57        | 2,204.23           | 766.07             | 5,908.79           | 7,993.55       |
| 5                                                                                                                                                                                                                                                                                                                                                                                                                                                                                                                                                                                                                                                                                                                    | Total Comprehensive income for the period (Comprising Profit/ (loss) for the period (after tax) and Other Comprehensive Income (after tax) | 1,532.48           | 14,671.86     | 7,893.48           | 16,204.34          | 9,006.52           | 12,068.19      |
| 6                                                                                                                                                                                                                                                                                                                                                                                                                                                                                                                                                                                                                                                                                                                    | Paid-up Equity Share Capital (Face value per share Rs.5/- )                                                                                | 628.53             | 628.53        | 628.53             | 628.53             | 628.53             | 628.53         |
| 7                                                                                                                                                                                                                                                                                                                                                                                                                                                                                                                                                                                                                                                                                                                    | Earnings per share in Rs.(Face Value Rs. 5/- each) (not annualised) Basic & Diluted                                                        | 1.42               | 4.67          | 17.53              | 6.09               | 47.00              | 63.59          |
| STATEMENT OF STANDALONE UNAUDITED FINANCIAL RESULTS FOR THE QUARTER AND HALF YEAR ENDED SEPTEMBER 30, 2023                                                                                                                                                                                                                                                                                                                                                                                                                                                                                                                                                                                                           |                                                                                                                                            |                    |               |                    |                    |                    |                |
| (₹ in Lakhs)                                                                                                                                                                                                                                                                                                                                                                                                                                                                                                                                                                                                                                                                                                         |                                                                                                                                            |                    |               |                    |                    |                    |                |
| Sr. No.                                                                                                                                                                                                                                                                                                                                                                                                                                                                                                                                                                                                                                                                                                              | Particulars                                                                                                                                | Quarter Ended      |               |                    | Half Year Ended    |                    | Year Ended     |
|                                                                                                                                                                                                                                                                                                                                                                                                                                                                                                                                                                                                                                                                                                                      |                                                                                                                                            | September 30, 2023 | June 30, 2023 | September 30, 2022 | September 30, 2023 | September 30, 2022 | March 31, 2023 |
|                                                                                                                                                                                                                                                                                                                                                                                                                                                                                                                                                                                                                                                                                                                      |                                                                                                                                            | Unaudited          | Unaudited     | Unaudited          | Unaudited          | Unaudited          | Audited        |
| 1                                                                                                                                                                                                                                                                                                                                                                                                                                                                                                                                                                                                                                                                                                                    | Total income from operations                                                                                                               | 19,804.16          | 21,428.40     | 31,194.84          | 41,232.56          | 64,076.32          | 1,08,981.90    |
| 2                                                                                                                                                                                                                                                                                                                                                                                                                                                                                                                                                                                                                                                                                                                    | Net Profit from ordinary activities (before Tax, Exceptional items)                                                                        | (97.67)            | 741.12        | 2,728.85           | 643.45             | 7,687.37           | 10,395.15      |
| 3                                                                                                                                                                                                                                                                                                                                                                                                                                                                                                                                                                                                                                                                                                                    | Net Profit from ordinary activities before Tax (After Exceptional items)                                                                   | (97.67)            | 741.12        | 2,728.85           | 643.45             | 7,687.37           | 10,395.15      |
| 4                                                                                                                                                                                                                                                                                                                                                                                                                                                                                                                                                                                                                                                                                                                    | Net Profit for the period after Tax (after Exceptional items)                                                                              | (64.45)            | 561.16        | 2,029.44           | 496.71             | 5,736.09           | 7,845.11       |
| 5                                                                                                                                                                                                                                                                                                                                                                                                                                                                                                                                                                                                                                                                                                                    | Total Comprehensive income for the period (Comprising Profit/ (loss) for the period (after tax) and Other Comprehensive Income (after tax) | 3,665.45           | 1,049.78      | 3,807.35           | 4,715.23           | 5,947.65           | 8,727.57       |
| 6                                                                                                                                                                                                                                                                                                                                                                                                                                                                                                                                                                                                                                                                                                                    | Paid-up Equity Share Capital (Face value per share Rs.5/- )                                                                                | 628.53             | 628.53        | 628.53             | 628.53             | 628.53             | 628.53         |
| 7                                                                                                                                                                                                                                                                                                                                                                                                                                                                                                                                                                                                                                                                                                                    | Earnings per share in Rs.(Face Value Rs. 5/- each) (not annualised) Basic & Diluted                                                        | (0.51)             | 4.46          | 16.14              | 3.95               | 45.63              | 62.41          |
| <b>Note :</b> The above is an extract of detailed format of the unaudited financial results for the Quarter and Half Year Ended September 30, 2023, filed with the Stock Exchange under Regulation 33 of the Securities and Exchange Board of India (Listing Obligations and Disclosure Requirements) Regulation, 2015. The full format of the unaudited financial results for the Quarter and Half Year Ended September 30, 2023, is available on the Stock Exchanges websites <a href="http://www.bseindia.com">www.bseindia.com</a> and <a href="http://www.nseindia.com">www.nseindia.com</a> . The same is also available on the company's website <a href="http://www.excelind.co.in">www.excelind.co.in</a> . |                                                                                                                                            |                    |               |                    |                    |                    |                |
| FOR EXCEL INDUSTRIES LIMITED                                                                                                                                                                                                                                                                                                                                                                                                                                                                                                                                                                                                                                                                                         |                                                                                                                                            |                    |               |                    |                    |                    |                |
| (ASHWIN C. SHROFF)                                                                                                                                                                                                                                                                                                                                                                                                                                                                                                                                                                                                                                                                                                   |                                                                                                                                            |                    |               |                    |                    |                    |                |
| EXECUTIVE CHAIRMAN                                                                                                                                                                                                                                                                                                                                                                                                                                                                                                                                                                                                                                                                                                   |                                                                                                                                            |                    |               |                    |                    |                    |                |
| DIN :00019952                                                                                                                                                                                                                                                                                                                                                                                                                                                                                                                                                                                                                                                                                                        |                                                                                                                                            |                    |               |                    |                    |                    |                |
| Place : Mumbai                                                                                                                                                                                                                                                                                                                                                                                                                                                                                                                                                                                                                                                                                                       |                                                                                                                                            |                    |               |                    |                    |                    |                |
| Date : November 08, 2023                                                                                                                                                                                                                                                                                                                                                                                                                                                                                                                                                                                                                                                                                             |                                                                                                                                            |                    |               |                    |                    |                    |                |

CK BIRLA GROUP

ORIENT PAPER

ORIENT PAPER & INDUSTRIES LTD.

CIN: L21011OR1936PLC000117

[Regd. Office : Unit VIII, Plot 7, Bhoinagar, Bhubaneswar - 751012 (Odisha)]

Tel: (0674) 2396930, E-mail : paper@opilbbsr.com

Extract of Unaudited Financial Results for the Quarter and Half Year Ended 30th September, 2023

(₹ In lacs )

| Sl. No. | Particulars                                                                                           | Quarter Ended |             |             | Half Year Ended |             | Year Ended  |
|---------|-------------------------------------------------------------------------------------------------------|---------------|-------------|-------------|-----------------|-------------|-------------|
|         |                                                                                                       | 30-09-2023    | 30-06-2023  | 30-09-2022  | 30-09-2023      | 30-09-2022  | 31-03-2023  |
|         |                                                                                                       | (Unaudited)   | (Unaudited) | (Unaudited) | (Unaudited)     | (Unaudited) | (Audited)   |
| 1       | Total income from operations                                                                          | 14,293.65     | 24,327.37   | 22,013.69   | 38,621.02       | 43,135.32   | 94,295.67   |
| 2       | Profit / (Loss) Before Tax                                                                            | (2,323.41)    | 4,983.58    | 1,164.34    | 2,660.17        | 1,507.45    | 14,765.73   |
| 3       | Net Profit / (Loss) for the period                                                                    | (1,632.14)    | 3,218.47    | 755.29      | 1,586.33        | 978.65      | 9,924.57    |
| 4       | Other comprehensive income not to be reclassified to Profit & Loss in subsequent periods (net of tax) | 235.88        | 8,374.28    | (4,825.66)  | 8,610.16        | (9,825.57)  | (13,131.77) |
| 5       | Total comprehensive income / loss (3+4)                                                               | (1,396.26)    | 11,592.75   | (4,070.37)  | 10,196.49       | (8,846.92)  | (3,207.20)  |
| 6       | Paid-up equity share capital<br>(Face value per share : Re.1/-)                                       | 2,121.96      | 2,121.96    | 2,121.96    | 2,121.96        | 2,121.96    | 2,121.96    |
| 7       | Other Equity                                                                                          |               |             |             |                 |             | 1,49,425.96 |
| 8       | Earning per Equity Share of face value of Re.1/- each<br>(Not Annualised)<br>Basic & Diluted          | (0.77)        | 1.52        | 0.35        | 0.75            | 0.46        | 4.68        |

Notes :

1

The above financial results were reviewed by the Audit Committee and taken on record by the Board of Directors of the Company at their respective meetings held on November 8, 2023. The financial results for the quarter and half year ended 30th September, 2023 have been subjected to limited review by the Company's Statutory Auditors, as required under Regulation 33 of the SEBI (Listing Obligations and Disclosure Requirements) Regulations, 2015.

2

The above is an extract of the detailed format of Unaudited Financial Results for the quarter and half year ended 30th September, 2023 filed with the Stock Exchanges under Regulation 33 of the SEBI (Listing Obligations and Disclosure Requirements) Regulations, 2015. The full format of the Financial Results are available on the Stock Exchange websites. ([www.bseindia.com](http://www.bseindia.com) / [www.nseindia.com](http://www.nseindia.com)) and Company's website ([www.orientpaperindia.com](http://www.orientpaperindia.com)).

By Order of the Board

For ORIENT PAPER & INDUSTRIES LTD.

Sd/-

(Ashwin J. Laddha)

Managing Director & CEO

(DIN 09538310)

Place : New Delhi

Date : November 8, 2023

HEG LIMITED

PROUD TO BE INDIAN  
PRIVILEGED TO BE GLOBAL

EXTRACT OF THE UNAUDITED FINANCIAL RESULTS FOR THE QUARTER AND HALF YEAR ENDED 30TH SEPTEMBER, 2023

(₹ in Crores)

| Sl. No. | Particulars                                                                                                                                 | STANDALONE    |            |            |                 |            |            | CONSOLIDATED  |            |            |                 |            |            |
|---------|---------------------------------------------------------------------------------------------------------------------------------------------|---------------|------------|------------|-----------------|------------|------------|---------------|------------|------------|-----------------|------------|------------|
|         |                                                                                                                                             | Quarter Ended |            |            | Half Year Ended |            |            | Quarter Ended |            |            | Half Year Ended |            |            |
|         |                                                                                                                                             | 30-09-2023    | 30-06-2023 | 30-09-2022 | 30-09-2023      | 30-09-2022 | 31-03-2023 | 30-09-2023    | 30-06-2023 | 30-09-2022 | 30-09-2023      | 30-09-2022 | 31-03-2023 |
|         |                                                                                                                                             | Unaudited     | Unaudited  | Unaudited  | Unaudited       | Unaudited  | Audited    | Unaudited     | Unaudited  | Unaudited  | Unaudited       | Unaudited  | Audited    |
| 1.      | Total income from operations                                                                                                                | 614.17        | 671.43     | 598.14     | 1,285.60        | 1,320.09   | 2467.24    | 614.17        | 671.43     | 598.14     | 1,285.60        | 1,320.09   | 2467.24    |
| 2.      | Net Profit / (Loss) for the period (before Tax, Exceptional and/or Extraordinary Items & Share of profit/(loss) of Associates)              | 83.46         | 130.35     | 168.31     | 213.81          | 348.63     | 600.48     | 82.86         | 130.10     | 168.31     | 212.95          | 348.63     | 599.22     |
| 3.      | Net Profit / (Loss) for the period before tax (after Exceptional and/or Extraordinary Items & Share of profit/(loss) of Associates)         | 83.46         | 130.35     | 168.31     | 213.81          | 348.63     | 600.48     | 117.68        | 171.92     | 207.35     | 289.60          | 413.10     | 677.33     |
| 4.      | Net Profit / (Loss) for the period after tax (after Exceptional and/or Extraordinary Items & Share of profit/(loss) of Associates))         | 61.76         | 97.56      | 129.90     | 159.32          | 263.46     | 455.51     | 95.98         | 139.12     | 168.93     | 235.11          | 327.92     | 532.36     |
| 5.      | Total Comprehensive Income for the period [Comprising Profit/ (Loss) for the period (after tax) and Other Comprehensive Income (after tax)] | 61.75         | 97.56      | 129.63     | 159.31          | 263.19     | 454.89     | 95.95         | 139.08     | 168.66     | 235.04          | 327.67     | 531.61     |
| 6.      | Equity Share Capital                                                                                                                        | 38.60         | 38.60      | 38.60      | 38.60           | 38.60      | 38.60      | 38.60         | 38.60      | 38.60      | 38.60           | 38.60      | 38.60      |
| 7.      | Reserves (Excluding Revaluation Reserves)                                                                                                   |               |            |            |                 |            | 4,038.63   |               |            |            |                 |            | 4,242.30   |
| 8.      | Earnings Per Share (of ₹ 10/- each) (for continuing and discontinued operations ) (not annualized)                                          |               |            |            |                 |            |            |               |            |            |                 |            |            |
|         | Basic:                                                                                                                                      | 16.00         | 25.28      | 33.66      | 41.28           | 68.26      | 118.02     | 24.87         | 36.05      | 43.77      | 60.92           | 84.96      | 137.93     |
|         | Diluted:                                                                                                                                    | 16.00         | 25.28      | 33.66      | 41.28           | 68.26      | 118.02     | 24.87         | 36.05      | 43.77      | 60.92           | 84.96      | 137.93     |

Notes:

- The above is an extract of the detailed format of Quarterly Financial Results filed with the Stock Exchanges under Regulation 33 of the SEBI (Listing Obligations and Disclosure Requirements) Regulations, 2015. The full format of Financial Results for the quarter and half year ended 30th September, 2023 are available on the Stock Exchange websites ([www.bseindia.com](http://www.bseindia.com)/[www.nseindia.com](http://www.nseindia.com)) and Company's website ([www.heg ltd.com](http://www.heg ltd.com)).
- The consolidated financial results include results of (i) HEG Limited ("the Holding Company") (ii) Wholly owned Subsidiary- TACC Limited (the Holding Company and subsidiary collectively referred to as "the Group") (iii) Share of profit and total comprehensive income of Associates- Bhilwara Energy Limited and Bhilwara Infotechnology Limited.
- The wholly owned subsidiary has been incorporated on December 26, 2022. Accordingly, the figures for the quarter and half year ended September 30, 2023 include the figures of subsidiary company and figures of current quarter and half year are not comparable with corresponding period to that extent.

For HEG Limited

Sd/-

Ravi Jhunjunwala

Chairman, Managing Director & CEO

DIN: 00060972

Place : Noida (U.P.)

Dated : 8<sup>th</sup> November, 2023

CIN: L23109MP1972PLC008290

Registered Office: Mandideep (Near Bhopal) Dist. Raissen - 462 046, (M.P.); Phone: 07480-233524, 233525; Fax: 07480-233522

Corporate Office: Bhilwara Towers, A -12, Sector -1, Noida - 201 301 (U.P.); Phone: 0120-4390300 (EPABX); Fax: 0120-4277841

E-mail: [heg.investor@lnjbhilwara.com](mailto:heg.investor@lnjbhilwara.com); Website: [www.heg ltd.com](http://www.heg ltd.com)



| Statement of Unaudited Financial Results for the Quarter and Half Year ended 30th September, 2023 |                                                                                                      |                              |                               |                                                                       |                                                  |
|---------------------------------------------------------------------------------------------------|------------------------------------------------------------------------------------------------------|------------------------------|-------------------------------|-----------------------------------------------------------------------|--------------------------------------------------|
| (Rs. in Lakhs)                                                                                    |                                                                                                      |                              |                               |                                                                       |                                                  |
| Sr No                                                                                             | Particulars                                                                                          | 3 months ended<br>30/09/2023 | Half year ended<br>30/09/2023 | Corresponding<br>3 months ended<br>30/09/2022<br>in the previous year | Year ended<br>31/03/2023<br>in the previous year |
|                                                                                                   |                                                                                                      | (Unaudited)                  | (Unaudited)                   | (Unaudited)                                                           | (Audited)                                        |
| 1                                                                                                 | Total Income from Operations                                                                         | 16,054.00                    | 31,871.57                     | 16,212.02                                                             | 61,157.02                                        |
| 2                                                                                                 | Net Profit / (Loss) for the period (before Tax, Exceptional and Extraordinary items)                 | 1,414.24                     | 2,972.31                      | 1,403.99                                                              | 4,520.74                                         |
| 3                                                                                                 | Net Profit / (Loss) for the period before tax (after Exceptional and Extraordinary items)            | 1,414.24                     | 2,972.31                      | 1,403.99                                                              | 4,520.74                                         |
| 4                                                                                                 | Net Profit / (Loss) for the period after tax (after Exceptional and Extraordinary items)             | 1,082.54                     | 2,342.95                      | 1,007.73                                                              | 3,514.98                                         |
| 5                                                                                                 | Total other Comprehensive Income for the period after tax                                            | (138.15)                     | (144.73)                      | (88.05)                                                               | (74.81)                                          |
| 6                                                                                                 | Equity Share Capital                                                                                 | 917.35                       | 917.35                        | 917.35                                                                | 917.35                                           |
| 7                                                                                                 | Reserves excluding Revaluation Reserves as per Audited Balance Sheet of the previous accounting year |                              |                               |                                                                       | 39,222.48                                        |
| 8                                                                                                 | Earnings Per Share (of Rs. 10/- each) (for continuing and discontinued operations)                   | (As on 30-Sep-2023)          | (As on 30-Sep-2023)           | (As on 30-Sep-2022)                                                   | (As on 31-Mar 2023)                              |
|                                                                                                   | Basic                                                                                                | 11.80                        | 25.54                         | 10.99                                                                 | 38.32                                            |
|                                                                                                   | Diluted                                                                                              | 11.80                        | 25.54                         | 10.99                                                                 | 38.32                                            |

**Notes :**

- The above financial results have been reviewed by the Audit Committee and approved by the Board of Directors of the Company in their respective meetings held on November 07, 2023.
- The above Unaudited Financial Results of the Company have been prepared in accordance with the Indian Accounting Standards (IND AS) prescribed under section 133 of the Companies Act, 2013 (the "Act") read with relevant rules issued thereunder, other accounting principles generally accepted in India and guidelines issued by the Securities and Exchange Board of India (SEBI).
- In accordance with 'Ind AS 108 - Operating Segments', the Company operates in one business segment i.e. 'Manufacturing of customised components of plastic and other materials'.
- The above is an extract of the detailed format of Financial Results filed with the Stock Exchange under Regulation 33 of the SEBI (Listing Obligations and Disclosure Requirements) Regulations, 2015. The full format of the Quarterly Financial Results are available on the Company website i.e. [www.shaily.com](http://www.shaily.com) and the Stock Exchange website i.e. [www.bseindia.com](http://www.bseindia.com) & [www.nseindia.com](http://www.nseindia.com).

**For and on behalf of the Board of Directors  
For Shaily Engineering Plastics Limited  
Mahendra Sanghvi  
Executive Chairman  
DIN : 00084162**

**Place : Vadodara  
Date : 07th November 2023**



|  <b>CK BIRLA GROUP</b>                                                    |                                                                                                       |  <b>ORIENT PAPER</b> |             |             |                 |             |             |
|----------------------------------------------------------------------------------------------------------------------------------------------------------------|-------------------------------------------------------------------------------------------------------|-----------------------------------------------------------------------------------------------------------|-------------|-------------|-----------------|-------------|-------------|
| <b>ORIENT PAPER &amp; INDUSTRIES LTD.</b>                                                                                                                      |                                                                                                       |                                                                                                           |             |             |                 |             |             |
| CIN: L21011OR1936PLC000117<br>[Regd. Office : Unit VIII, Plot 7, Bhoynagar, Bhubaneswar - 751012 (Odisha)]<br>Tel: (0674) 2396930, E-mail : paper@opilbbsr.com |                                                                                                       |                                                                                                           |             |             |                 |             |             |
| <b>Extract of Unaudited Financial Results for the Quarter and Half Year Ended 30th September, 2023</b>                                                         |                                                                                                       |                                                                                                           |             |             |                 |             |             |
| (₹ In lacs)                                                                                                                                                    |                                                                                                       |                                                                                                           |             |             |                 |             |             |
| Sl. No.                                                                                                                                                        | Particulars                                                                                           | Quarter Ended                                                                                             |             |             | Half Year Ended |             | Year Ended  |
|                                                                                                                                                                |                                                                                                       | 30-09-2023                                                                                                | 30-06-2023  | 30-09-2022  | 30-09-2023      | 30-09-2022  | 31-03-2023  |
|                                                                                                                                                                |                                                                                                       | (Unaudited)                                                                                               | (Unaudited) | (Unaudited) | (Unaudited)     | (Unaudited) | (Audited)   |
| 1                                                                                                                                                              | Total income from operations                                                                          | 14,293.65                                                                                                 | 24,327.37   | 22,013.69   | 38,621.02       | 43,135.32   | 94,295.67   |
| 2                                                                                                                                                              | Profit / (Loss) Before Tax                                                                            | (2,323.41)                                                                                                | 4,983.58    | 1,164.34    | 2,660.17        | 1,507.45    | 14,765.73   |
| 3                                                                                                                                                              | Net Profit / (Loss) for the period                                                                    | (1,632.14)                                                                                                | 3,218.47    | 755.29      | 1,586.33        | 978.65      | 9,924.57    |
| 4                                                                                                                                                              | Other comprehensive income not to be reclassified to Profit & Loss in subsequent periods (net of tax) | 235.88                                                                                                    | 8,374.28    | (4,825.66)  | 8,610.16        | (9,825.57)  | (13,131.77) |
| 5                                                                                                                                                              | Total comprehensive income / loss (3+4)                                                               | (1,396.26)                                                                                                | 11,592.75   | (4,070.37)  | 10,196.49       | (8,846.92)  | (3,207.20)  |
| 6                                                                                                                                                              | Paid-up equity share capital (Face value per share : Re.1/-)                                          | 2,121.96                                                                                                  | 2,121.96    | 2,121.96    | 2,121.96        | 2,121.96    | 2,121.96    |
| 7                                                                                                                                                              | Other Equity                                                                                          |                                                                                                           |             |             |                 |             | 1,49,425.96 |
| 8                                                                                                                                                              | Earning per Equity Share of face value of Re.1/- each (Not Annualised) Basic & Diluted                | (0.77)                                                                                                    | 1.52        | 0.35        | 0.75            | 0.46        | 4.68        |

**Notes :**

- The above financial results were reviewed by the Audit Committee and taken on record by the Board of Directors of the Company at their respective meetings held on November 8, 2023. The financial results for the quarter and half year ended 30th September, 2023 have been subjected to limited review by the Company's Statutory Auditors, as required under Regulation 33 of the SEBI (Listing Obligations and Disclosure Requirements) Regulations, 2015.
- The above is an extract of the detailed format of Unaudited Financial Results for the quarter and half year ended 30th September, 2023 filed with the Stock Exchanges under Regulation 33 of the SEBI (Listing Obligations and Disclosure Requirements) Regulations, 2015. The full format of the Financial Results are available on the Stock Exchange websites. ([www.bseindia.com](http://www.bseindia.com) / [www.nseindia.com](http://www.nseindia.com)) and Company's website ([www.orientpaperindia.com](http://www.orientpaperindia.com)).

By Order of the Board  
For ORIENT PAPER & INDUSTRIES LTD.  
Sd/-  
(Ashwin J. Laddha)  
Managing Director & CEO  
(DIN 09538310)

Place : New Delhi  
Date : November 8, 2023

|  <b>HEG LIMITED</b>                                                                                                                                                                                                                                                                                                                                                                                                                                       |                                                                                                                                             | <br>PROUD TO BE INDIAN<br>PRIVILEGED TO BE GLOBAL |            |            |                 |            |            |               |            |            |                 |            |            |  |  |  |  |  |  |  |  |  |  |  |  |
|----------------------------------------------------------------------------------------------------------------------------------------------------------------------------------------------------------------------------------------------------------------------------------------------------------------------------------------------------------------------------------------------------------------------------------------------------------------------------------------------------------------------------------------------|---------------------------------------------------------------------------------------------------------------------------------------------|----------------------------------------------------------------------------------------------------------------------------------------|------------|------------|-----------------|------------|------------|---------------|------------|------------|-----------------|------------|------------|--|--|--|--|--|--|--|--|--|--|--|--|
| <b>EXTRACT OF THE UNAUDITED FINANCIAL RESULTS FOR THE QUARTER AND HALF YEAR ENDED 30TH SEPTEMBER, 2023</b>                                                                                                                                                                                                                                                                                                                                                                                                                                   |                                                                                                                                             |                                                                                                                                        |            |            |                 |            |            |               |            |            |                 |            |            |  |  |  |  |  |  |  |  |  |  |  |  |
| (₹ in Crores)                                                                                                                                                                                                                                                                                                                                                                                                                                                                                                                                |                                                                                                                                             |                                                                                                                                        |            |            |                 |            |            |               |            |            |                 |            |            |  |  |  |  |  |  |  |  |  |  |  |  |
| Sl. No.                                                                                                                                                                                                                                                                                                                                                                                                                                                                                                                                      | Particulars                                                                                                                                 | STANDALONE                                                                                                                             |            |            |                 |            |            | CONSOLIDATED  |            |            |                 |            |            |  |  |  |  |  |  |  |  |  |  |  |  |
|                                                                                                                                                                                                                                                                                                                                                                                                                                                                                                                                              |                                                                                                                                             | Quarter Ended                                                                                                                          |            |            | Half Year Ended |            | Year Ended | Quarter Ended |            |            | Half Year Ended |            | Year Ended |  |  |  |  |  |  |  |  |  |  |  |  |
|                                                                                                                                                                                                                                                                                                                                                                                                                                                                                                                                              |                                                                                                                                             | 30-09-2023                                                                                                                             | 30-06-2023 | 30-09-2022 | 30-09-2023      | 30-09-2022 | 31-03-2023 | 30-09-2023    | 30-06-2023 | 30-09-2022 | 30-09-2023      | 30-09-2022 | 31-03-2023 |  |  |  |  |  |  |  |  |  |  |  |  |
|                                                                                                                                                                                                                                                                                                                                                                                                                                                                                                                                              |                                                                                                                                             | Unaudited                                                                                                                              | Unaudited  | Unaudited  | Unaudited       | Unaudited  | Audited    | Unaudited     | Unaudited  | Unaudited  | Unaudited       | Unaudited  | Audited    |  |  |  |  |  |  |  |  |  |  |  |  |
| 1.                                                                                                                                                                                                                                                                                                                                                                                                                                                                                                                                           | Total income from operations                                                                                                                | 614.17                                                                                                                                 | 671.43     | 598.14     | 1,285.60        | 1,320.09   | 2467.24    | 614.17        | 671.43     | 598.14     | 1,285.60        | 1,320.09   | 2467.24    |  |  |  |  |  |  |  |  |  |  |  |  |
| 2.                                                                                                                                                                                                                                                                                                                                                                                                                                                                                                                                           | Net Profit / (Loss) for the period (before Tax, Exceptional and/or Extraordinary Items & Share of profit/(loss) of Associates)              | 83.46                                                                                                                                  | 130.35     | 168.31     | 213.81          | 348.63     | 600.48     | 82.86         | 130.10     | 168.31     | 212.95          | 348.63     | 599.22     |  |  |  |  |  |  |  |  |  |  |  |  |
| 3.                                                                                                                                                                                                                                                                                                                                                                                                                                                                                                                                           | Net Profit / (Loss) for the period before tax (after Exceptional and/or Extraordinary Items & Share of profit/(loss) of Associates)         | 83.46                                                                                                                                  | 130.35     | 168.31     | 213.81          | 348.63     | 600.48     | 117.68        | 171.92     | 207.35     | 289.60          | 413.10     | 677.33     |  |  |  |  |  |  |  |  |  |  |  |  |
| 4.                                                                                                                                                                                                                                                                                                                                                                                                                                                                                                                                           | Net Profit / (Loss) for the period after tax (after Exceptional and/or Extraordinary Items & Share of profit/(loss) of Associates))         | 61.76                                                                                                                                  | 97.56      | 129.90     | 159.32          | 263.46     | 455.51     | 95.98         | 139.12     | 168.93     | 235.11          | 327.92     | 532.36     |  |  |  |  |  |  |  |  |  |  |  |  |
| 5.                                                                                                                                                                                                                                                                                                                                                                                                                                                                                                                                           | Total Comprehensive Income for the period [Comprising Profit/ (Loss) for the period (after tax) and Other Comprehensive Income (after tax)] | 61.75                                                                                                                                  | 97.56      | 129.63     | 159.31          | 263.19     | 454.89     | 95.95         | 139.08     | 168.66     | 235.04          | 327.67     | 531.61     |  |  |  |  |  |  |  |  |  |  |  |  |
| 6.                                                                                                                                                                                                                                                                                                                                                                                                                                                                                                                                           | Equity Share Capital                                                                                                                        | 38.60                                                                                                                                  | 38.60      | 38.60      | 38.60           | 38.60      | 38.60      | 38.60         | 38.60      | 38.60      | 38.60           | 38.60      | 38.60      |  |  |  |  |  |  |  |  |  |  |  |  |
| 7.                                                                                                                                                                                                                                                                                                                                                                                                                                                                                                                                           | Reserves (Excluding Revaluation Reserves)                                                                                                   |                                                                                                                                        |            |            |                 |            | 4,038.63   |               |            |            |                 |            | 4,242.30   |  |  |  |  |  |  |  |  |  |  |  |  |
| 8.                                                                                                                                                                                                                                                                                                                                                                                                                                                                                                                                           | Earnings Per Share (of ₹ 10/- each) (for continuing and discontinued operations ) (not annualized)                                          |                                                                                                                                        |            |            |                 |            |            |               |            |            |                 |            |            |  |  |  |  |  |  |  |  |  |  |  |  |
|                                                                                                                                                                                                                                                                                                                                                                                                                                                                                                                                              | Basic:                                                                                                                                      | 16.00                                                                                                                                  | 25.28      | 33.66      | 41.28           | 68.26      | 118.02     | 24.87         | 36.05      | 43.77      | 60.92           | 84.96      | 137.93     |  |  |  |  |  |  |  |  |  |  |  |  |
|                                                                                                                                                                                                                                                                                                                                                                                                                                                                                                                                              | Diluted:                                                                                                                                    | 16.00                                                                                                                                  | 25.28      | 33.66      | 41.28           | 68.26      | 118.02     | 24.87         | 36.05      | 43.77      | 60.92           | 84.96      | 137.93     |  |  |  |  |  |  |  |  |  |  |  |  |
| <b>Notes:</b>                                                                                                                                                                                                                                                                                                                                                                                                                                                                                                                                |                                                                                                                                             |                                                                                                                                        |            |            |                 |            |            |               |            |            |                 |            |            |  |  |  |  |  |  |  |  |  |  |  |  |
| 1. The above is an extract of the detailed format of Quarterly Financial Results filed with the Stock Exchanges under Regulation 33 of the SEBI (Listing Obligations and Disclosure Requirements) Regulations, 2015. The full format of Financial Results for the quarter and half year ended 30th September, 2023 are available on the Stock Exchange websites ( <a href="http://www.bseindia.com/www.nseindia.com">www.bseindia.com/www.nseindia.com</a> ) and Company's website ( <a href="http://www.heg ltd.com">www.heg ltd.com</a> ). |                                                                                                                                             |                                                                                                                                        |            |            |                 |            |            |               |            |            |                 |            |            |  |  |  |  |  |  |  |  |  |  |  |  |
| 2. The consolidated financial results include results of (i) HEG Limited ("the Holding Company") (ii) Wholly owned Subsidiary- TACC Limited (the Holding Company and subsidiary collectively referred to as "the Group") (iii) Share of profit and total comprehensive income of Associates- Bhilwara Energy Limited and Bhilwara Infotechnology Limited.                                                                                                                                                                                    |                                                                                                                                             |                                                                                                                                        |            |            |                 |            |            |               |            |            |                 |            |            |  |  |  |  |  |  |  |  |  |  |  |  |
| 3. The wholly owned subsidiary has been incorporated on December 26, 2022. Accordingly, the figures for the quarter and half year ended September 30, 2023 include the figures of subsidiary company and figures of current quarter and half year are not comparable with corresponding period to that extent.                                                                                                                                                                                                                               |                                                                                                                                             |                                                                                                                                        |            |            |                 |            |            |               |            |            |                 |            |            |  |  |  |  |  |  |  |  |  |  |  |  |
| For <b>HEG Limited</b><br>Sd/-<br><b>Ravi Jhunjunwala</b><br>Chairman, Managing Director & CEO<br>DIN: 00060972                                                                                                                                                                                                                                                                                                                                                                                                                              |                                                                                                                                             |                                                                                                                                        |            |            |                 |            |            |               |            |            |                 |            |            |  |  |  |  |  |  |  |  |  |  |  |  |
| Place : Noida (U.P.)                                                                                                                                                                                                                                                                                                                                                                                                                                                                                                                         |                                                                                                                                             |                                                                                                                                        |            |            |                 |            |            |               |            |            |                 |            |            |  |  |  |  |  |  |  |  |  |  |  |  |
| Dated : 8 <sup>th</sup> November, 2023                                                                                                                                                                                                                                                                                                                                                                                                                                                                                                       |                                                                                                                                             |                                                                                                                                        |            |            |                 |            |            |               |            |            |                 |            |            |  |  |  |  |  |  |  |  |  |  |  |  |
| CIN: L23109MP1972PLC008290                                                                                                                                                                                                                                                                                                                                                                                                                                                                                                                   |                                                                                                                                             |                                                                                                                                        |            |            |                 |            |            |               |            |            |                 |            |            |  |  |  |  |  |  |  |  |  |  |  |  |
| Registered Office: Mandideep (Near Bhopal) Distt. Raissen - 462 046, (M.P.); Phone:                                                                                                                                                                                                                                                                                                                                                                                                                                                          |                                                                                                                                             |                                                                                                                                        |            |            |                 |            |            |               |            |            |                 |            |            |  |  |  |  |  |  |  |  |  |  |  |  |